

August 8, 2025

Mr. Adrian Breitfeld, MAJCS, MBA
American Jewish University
15600 Mulholland Drive
Los Angeles, California 90077

Via email: adrian.breitfeld@aju.edu

Subject: 2025 Monitoring Report
American Jewish University, Brandeis-Bardin Campus
1101 Peppertree Lane
Brandeis, California

Dear Mr. Breitfeld:

GSI Environmental Inc. (GSI) has prepared this letter to document the 2025 annual surface soil, sediment, spring water, surface water, and fruit sampling conducted on behalf of the American Jewish University (AJU) at the Brandeis-Bardin Campus of AJU located at 1101 Peppertree Lane in Brandeis, California (the “Site” or “Campus;” Figures 1 and 2). The purpose of the sampling was to monitor Site media for potential chemical and radiological impacts from the adjacent Santa Susana Field Laboratory (SSFL). This letter provides a summary of the sampling activities conducted by GSI in June 2025, the analytical testing results of samples collected, and our evaluation of the analytical data regarding potential environmental impacts at the Site.

The Site consists of the 2,878-acre Brandeis-Bardin campus of AJU situated along the northern edge of the Simi Hills in Brandeis, California. The Site is accessed through the main valley that runs northwest-southeast from the northern portion of the Site. Most development and activities occur within the Main Campus Area, a relatively small portion of the Site that is situated along the floor of the main valley that is approximately 1 to 2 miles north of the Site’s southern border (see Figures 2 and 3). The majority of the Site, including the land between the Main Campus Area and the southern border, is undeveloped hillsides and drainage valleys.

The Site is located to the north of the SSFL, a former nuclear and rocket science research and testing facility currently co-owned by the Department of Energy, Boeing, and the National Aeronautics and Space Administration (NASA). The SSFL has been the subject of multiple environmental investigations and remedial actions related to chemical impacts to surface and subsurface environmental media. Because the Site is located hydrologically downgradient from the SSFL, multiple investigations at the Brandeis-Bardin campus have been conducted to assess potential runoff of chemicals of concern (COCs) onto the Site. In addition, periodic monitoring and sampling of various media at the Site has been conducted since 1991. Analytical results from previous sampling events have not indicated significant, if any, migration of COCs or other impacts to the Site from the SSFL operations.¹

GSI was retained in 2019 to continue monitoring the Brandeis-Bardin campus for potential migration of COCs from the SSFL and has previously conducted sampling of soil, sediment, surface water, spring water, and fruit at the Site annually from 2019 through 2024. No evidence of chemical impacts from the SSFL has been detected in samples collected from any of these

¹ DTSC, 2017, Review of Radiological and Chemical Data from Investigations Conducted at and Near the Santa Susana Field laboratory and the American Jewish University – Brandeis Bardin Campus, 2 May.

previous monitoring events (GSI, 2019, 2020, 2021, 2022, 2023, and 2024).² This report presents the results of the most recent annual sampling event conducted in June 2025. As in previous years, no evidence of chemical impacts from the SSFL was detected in samples.

2025 Sampling Program

Consistent with previous sampling events conducted by GSI, samples were collected from the high-use areas of the Main Campus and the upgradient drainage areas within the southern portion of the Site. In addition, available fruit samples (grapefruit, lemon, and orange) were collected from the orchards in the Main Campus area. A summary of the 2025 sampling and analysis plan is presented on Table 1. Sampling methodologies and analytical testing methods were consistent with those of previous sampling events, as most recently described in the GSI 2021 Monitoring Report.³

The 2025 sampling locations were generally consistent with previous locations to enable correlation among the annual monitoring events. In drainage areas where previous sample locations were either inaccessible due to dense vegetation and washed-out fire roads, or where surface water was not present, GSI selected alternate sampling locations as close to the original sampling locations as possible to allow for a meaningful comparison with sampling data from previous years. The locations of the surface soil, sediment, spring water, surface water, and fruit samples collected during the 2025 sampling event, along with the locations of previous samples collected, are shown on Figures 3 through 9.

Analytical Testing Results

Laboratory analytical results are tabulated in Tables 2 through 7 and summarized below by area. The laboratory analytical reports are included in Attachment A.

Data Validation

The analytical results were reviewed in accordance with USEPA-published guidance. The results of the data validation are presented in Attachment B and a summary of the data qualifier flags added to the data set is presented below.

- Analytical results with concentrations detected between the laboratory method detection limit (MDL) and the laboratory reporting limit (RL) are flagged with a “J” to indicate the result is an estimation.
- Analytical results that are shown with a “B” indicate that the constituent also was detected in the laboratory method blank.
- Analytical results flagged with a “UJ” indicate the analyte was not detected above the MDL shown; however, the reported MDL is approximate and may be inaccurate or imprecise.

The data qualifiers described above were added to the analytical data presented on Tables 2 through 7. All sample results are considered usable, and the data quality is judged to be adequate for the intended purpose.

Screening Criteria

Analytical results are evaluated by comparison to health-based screening levels. For those constituents that could be naturally occurring, such as metals and radionuclides, regional background concentrations were also used to evaluate the data. Screening levels and

² <https://www.aju.edu/about-aju/our-campuses/brandeis-bardin-safety-data>

³ GSI Environmental Inc., 2021, 2021 Monitoring Report, American Jewish University, Brandeis-Bardin Campus, 1101 Peppertree Lane, Brandeis, California, 24 August.

background values for each constituent are presented with the analytical results on Tables 2 through 7.

High-Use Area Sample Results

Soil samples from the high-use areas within the Main Campus were collected at Terry Field, Kids' Cabins, Gan Field, Counselor in Training (CIT) Cabins, Alpine Tower, and Hidden Valley Camp. The sample locations are shown on Figures 3 and 4 and the analytical results are discussed below.

Metals and Perchlorate Results

Analytical results for metals and perchlorate in soil samples collected from the high-use areas are presented in Table 2. All constituents were either (a) not detected above the MDLs, (b) detected at concentrations below the risk-based screening levels, or (c) detected above risk-based screening levels, but below regional background levels. These results appear consistent with natural conditions and do not indicate migration of contaminants from the SSFL or other anthropogenic sources.

Radionuclide Results

Analytical results for radionuclides in soil samples collected from the high-use areas are presented in Table 3. Radionuclides were not detected in the high-use area samples above the respective minimum detectable concentrations (MDCs). These results do not indicate migration from the SSFL or other anthropogenic sources.

Upgradient Drainage Area Sample Results

Sediment, surface water, and spring water samples were collected from the upgradient drainages near the southern boundary of the Site and adjacent to the buffer zone (designated as the Northern Buffer Zone, or NBZ) between SSFL and the Site. The drainage area sampling locations are shown on Figures 5 through 8.

Metals and Perchlorate Results

Analytical results for metals and perchlorate in sediment samples collected from the drainage areas are presented in Table 2. Metals and perchlorate were either (a) not detected above their respective MDLs, (b) detected at concentrations below the risk-based screening level, or (c) detected above the risk-based screening level, but below regional background levels. These results are consistent with natural conditions and do not indicate migration from the SSFL or other anthropogenic sources.

Analytical results for metals and perchlorate in the spring water and surface water samples collected from the drainage areas are presented in Table 4. Barium, zinc, and vanadium were detected in one or more water samples at concentrations below their respective health-based screening levels. Perchlorate was not detected above the MDL in any of the water samples. The analytical results for the spring water and surface water samples appear consistent with previous results and do not indicate migration from the SSFL or other anthropogenic sources.

Radionuclide Results

Analytical results for radionuclides in the sediment and water samples collected from the upgradient drainage area are presented in Tables 3 and 5, respectively. Radionuclides were detected in one of the sediment samples (OW-SED-1-250610) at a concentration below background levels and less than the risk-based screening level and were otherwise not detected above the MDCs. Radionuclides were not detected above the MDCs in any of the spring water or

surface water samples. The radionuclide analytical results for the sediment and water samples are consistent with previous analytical results and do not indicate migration from the SSFL or other anthropogenic sources.

Fruit Sample Results

Consistent with previous sampling events, fruit samples were collected from trees with ripe fruit at the time of sampling, to the extent available. For the June 2025 sampling event, GSI collected samples of grapefruits, lemons, and oranges from orchards within the Main Campus Area. The approximate sampling locations for the fruit samples are shown on Figure 9. No avocados or apples were present in the orchards during the June 2025 sampling event. GSI also purchased grapefruits, lemons, and oranges from a local grocery store to serve as reference fruit samples.

Metals and Perchlorate Results

Analytical results for metals and perchlorate for the on-Site and reference fruit samples are presented in Table 6.

Perchlorate was not detected in any of the on-Site or store-bought reference fruit samples. Antimony, barium, chromium, copper, lead, nickel, selenium, and zinc were detected in the reference fruit samples and/or the on-Site fruit samples at concentrations below screening levels and within historical concentration ranges for each type of fruit previously sampled. (Table 6).⁴

Radionuclide Results

Analytical results for radionuclides for the on-Site fruit samples and reference fruit samples are presented in Table 7. Radionuclides were not detected in any of the fruit samples above their respective MDCs and the MDCs for each radionuclide were below the respective risk-based screening levels.

The analytical results for metals, perchlorate, and radionuclides for the fruit samples appear consistent with natural conditions and do not indicate the presence of on-Site chemical impacts from the SSFL or other anthropogenic sources.

Conclusions

Results from the 2025 sampling event are consistent with analytical testing of media that has occurred at the Brandeis-Bardin campus since 1991. Analytical results of (a) surface soil samples collected at the high-use Main Campus areas; (b) sediment, surface water, and spring water samples collected from the drainage areas located between the campus and the NBZ; and (c) samples of three kinds of fruit grown on Site all appear consistent with natural conditions and do not indicate impacts from the SSFL or other anthropogenic sources.

⁴ The derived screening level (PRG) for arsenic in produce is several orders of magnitude lower than the analytical detection limit. The detection limit, however, is adequate to identify potential impacts to fruit from the SSFL or other anthropogenic sources by accounting for (a) background concentrations of arsenic in soil, and (b) the expected arsenic level in fruit based on soil nutrient uptake rates.

Should you have any questions regarding the information presented herein, please contact either of the undersigned.

Sincerely,
GSI Environmental, Inc.



Matthew Goerz
Senior Scientist



Susan Gallardo
Principal Engineer

Attachments:

- Table 1 Sampling and Analysis Summary
- Table 2 Soil and Sediment Analytical Results – Metals and Perchlorate
- Table 3 Soil and Sediment Analytical Results – Radionuclides
- Table 4 Spring and Surface Water Analytical Results – Metals and Perchlorate
- Table 5 Spring and Surface Water Analytical Results – Radionuclides
- Table 6 Fruit Analytical Results – Metals and Perchlorate
- Table 7 Fruit Analytical Results - Radionuclides

- Figure 1 Site Location Map
- Figure 2 Site Map and Features
- Figure 3 Main Campus Area Map and Sampling Locations
- Figure 4 Hidden Valley Camp Sampling Locations
- Figure 5 Drainage Area Sampling Locations D-5/6-SED, RRMDf-SED-D, OS357-SED and OS357-W
- Figure 6 Drainage Area Sampling Location SRE-SED-4, OS1-SED, and OS1-W
- Figure 7 Drainage Area Sampling Locations HV-SED and HV-W
- Figure 8 Old Well Camp Drainage Area Sampling Locations OW-SED-1
- Figure 9 Fruit Orchard Sampling Locations

- Attachment A. Analytical Laboratory Reports
- Attachment B. Data Validation Summary

2025 MONITORING REPORT
AJU Brandeis-Bardin Campus
Brandeis, CA

TABLES

Table 1	Sampling and Analysis Summary
Table 2	Soil and Sediment Analytical Results – Metals and Perchlorate
Table 3	Soil and Sediment Analytical Results – Radionuclides
Table 4	Spring and Surface Water Analytical Results – Metals and Perchlorate
Table 5	Spring and Surface Water Analytical Results – Radionuclides
Table 6	Fruit Analytical Results – Metals and Perchlorate
Table 7	Fruit Analytical Results - Radionuclides

TABLE 1: SAMPLING AND ANALYSIS SUMMARY
AJU Brandeis-Bardin Campus
Brandeis, California

Sample Location	Campus Area	Sample Type	Analyses ¹				
			Metals ²	Perchlorate ²	Strontium-90 ³	Tritium ³	Cesium-137 ³
			6010B and 7471A	314.0	905.0	906.0	901.1 (water), DOE HASL 300, 4.5.2.3/Ga-01-R (soil and sediment)
High Use Area Samples							
HV-1	Hidden Valley Camp	Soil	X	X	X	X	X
HV-2		Soil	X	X	X	X	X
HV-SED-1		Sediment	X	X	X	X	X
TF-1	Terry Field	Soil	X	X	X	X	X
KC-1	Kids' Cabins	Soil	X	X	X	X	X
GF-1	Gan Field	Soil	X	X	X	X	X
CIT-1	Counselor-in-Training Cabins	Soil	X	X	X	X	X
AT-1	Alpine Tower	Soil	X	X	X	X	X
Drainage Samples							
BP-SED-1	Downstream from the burn pit portion of the SSFL	Sediment	Not Sampled - Inaccessible				
OS3-W	Spring OS3	Water	Not Sampled - Inaccessible				
OS357-W	Springs OS3, OS5, and OS7	Water	X	X	X	X	X
OS357-SED		Sediment	X	X	X	X	X
RRMDF-SED-D	Downstream from the reactor and Radioactive Materials Disposal Facility (RMDF) portions of the SSFL	Sediment	Not Sampled - Inaccessible				
RRMDF-W		Water	Not Sampled - No Water				
D-5/6-SED	Downstream from spring OS3, OS5, and OS7, the burn pit, reactor, and RMDF areas of SSFL	Sediment	X	X	X	X	X
D-5/6-W		Water	Not Sampled - No Water				
SRE-SED-1	Downstream from the Sodium Reactor Experiment (SRE) portion of the SSFL	Sediment	Not Sampled - Inaccessible				
SRE-SED-2		Sediment	Not Sampled - Inaccessible				
SRE-SED-3		Sediment	Not Sampled - Inaccessible				
SRE-W		Water	Not Sampled - Inaccessible				
SRE-SED-4		Sediment	X	X	X	X	X
OS1-SED-1	Downstream from OS1 and SSFL	Sediment	X	X	X	X	X
OS1-W		Water	X	X	X	X	X
OS1-SED		Sediment	Not Sampled - Inaccessible				
OS1-W		Water	Not Sampled - Inaccessible				
OS8-SED-1	Downstream of Spring OS8	Sediment	Not Sampled - Inaccessible				
OS8-W		Water	Not Sampled - Inaccessible				
HV-SED		Sediment	X	X	X	X	X
HV-W	Old Well Camp area	Water	X	X	X	X	X
OW-SED-1		Sediment	X	X	X	X	X
OW-W		Water	Not Sampled - No Water				
Fruit Samples							
AV-1	Avocado Grove	Avocado	Not Sampled - No Fruit Present				
A-1	Fruit Orchard	Apple	Not Sampled - No Fruit Present				
G-1		Grapefruit	X	X	X	X	X
L-1		Lemon	X	X	X	X	X
O-1		Orange	X	X	X	X	X
AV-2	Grocery Store	Avocado	Not Sampled - No Corresponding On-Site Sample				
A-2		Apple	Not Sampled - No Corresponding On-Site Sample				
G-2		Grapefruit	X	X	X	X	X
L-2		Lemon	X	X	X	X	X
O-2		Orange	X	X	X	X	X

Notes:

1. Methods shown are U.S. Environmental Protection Agency methods, except as noted.
2. Samples analyzed by Eurofins Calscience of Irvine, California, except for fruit samples, which were analyzed by GEL Laboratories of Charleston, SC.
3. Samples analyzed by GEL Laboratories of Charleston, SC.
4. Sample locations highlighted gray were not sampled during the 2025 sampling event.

Abbreviations:

X = analysis performed on sample indicated
SSFL = Santa Susana Field Laboratory

TABLE 2: SOIL AND SEDIMENT ANALYTICAL RESULTS - METALS AND PERCHLORATE
AJU Brandeis-Bardin Campus
Brandeis, California

Sample Location	Sample Name	Matrix	Date Collected	Title 22 Metals ¹																	Per-chlorate ³	NDMA ⁴
				Antimony	Arsenic	Barium	Beryllium	Cadmium	Chromium	Cobalt	Copper	Lead	Mercury ²	Molybdenum	Nickel	Selenium	Silver	Thallium	Vanadium	Zinc		
mg/kg																						
High Use Area Samples																						
HV-1	HV-1-190422	Soil	4/22/2019	<1.8 UJ	6.9	100	0.54	<0.44	15	5.9	<5.3	5.0	<0.014	<1.8	9.4	<3.5	<0.88	<1.8	29	62	<0.039	–
	HV-1-200603		6/3/2020	<10 UJ	5.4	62	<0.50	<0.50	11	3.5	7.4	4.0	<0.020	<2.0	6.5	<3.0	<1.5	<10	20	47	<0.040	–
	HV-1-210526		5/26/2021	19	5.0	66	0.86	<0.20	12	3.6	6.6	4.5	<0.039	<2.0	6.4	<2.0	<0.49	<2.0	20	46	<0.040	–
	HV-1-220511 ⁵		5/11/2022	<0.93	4.8	68	0.11 J	0.12 J	11	3.6	6.6	4.5	<0.0077	<0.74	6.5	<1.4	<0.089	<0.83	19	45	<0.020	–
	HV-1-230517 ⁵		5/17/2023	<0.68	4.6	54	0.36	0.11 J	9.0	3.1	5.3 B	3.8	<0.0081	<0.54	5.7	<1.00	<0.065	<0.60	17	39	<0.020	–
	HV-1-240508 ⁵		5/8/2024	<2.8 UJ	5.6	68 B	0.41 J	<0.16	10	3.8	6.8	3.6	<0.022	<0.51	6.9	<1.2	<0.14	<2.1	20 B	41 B	<0.0021	–
	HV-1-250610 ⁵		6/10/2025	<2.9 UJ	5.5	62	0.33 J	0.16 J	11	3.5	6.7	2.7	<0.022	<0.52	6.0	<1.2	<0.14	<2.1	18	40	<0.0021	–
HV-2	HV-2-190422	Soil	4/22/2019	<1.9 UJ	5.5	77	0.37	<0.47	18	5.7	<5.6	12	0.017	<1.9	11	<3.7	1.8	<1.9	30	64	<0.040	–
	HV-2-200603		6/3/2020	<10 UJ	3.3	48	0.56	<0.51	13	3.8	8.1	8.4	<0.020	<2.0	8.5	<3.0	<1.5	<10	21	43	<0.040	–
	HV-2-210526		5/26/2021	21	4.5	58	0.90	0.20	15	4.2	10	14	<0.039	<2.0	9.2	<2.0	1.4	<2.0	23	50	<0.200	–
	HV-2-220511 ⁵		5/11/2022	<0.93	4.5	54	0.84	0.094 J	14	4.0	7.1	9.5	0.0089 J	<0.76	8.8	<1.4	1.1	0.92 J	21	48	<0.100	–
	HV-2-230517 ⁵		5/17/2023	<0.95	3.1	46	0.30	0.16 J	12	3.5	10 B	7.9	0.012 J	<0.76	7.4	<1.4	0.74	<0.85	18	40	<0.020	–
	HV-2-240508 ⁵		5/8/2024	<2.9 UJ	3.2	56 B	0.37 J	<0.17	22	4.7	11	12	<0.022	<0.53	13	<1.3	1.6	<2.2	22 B	48 B	<0.0022	–
	HV-2-250610		6/10/2025	<2.8 UJ	4.0	44	0.25 J	<0.16	11	3.3	7.7	7.6	<0.023	<0.51	7.2	<1.2	1.3 J	<2.1	18	41	<0.0021	–
HV-SED-1	HV-SED-1-190422	Sediment	4/22/2019	<1.4 UJ	3.8	53	<0.29	<0.36	11	3.8	<4.3	7.5	<0.016	<1.4	6.7	<2.9	<0.71	<1.4	21	42	<0.040	–
	HV-SED-1-200603		6/3/2020	<10 UJ	3.1	53	<0.50	<0.50	11	3.7	8.5	9.3	0.024	<2.0	7.1	<3.0	<1.5	<10	22	44	<0.040	–
	HV-SED-1-210526		5/26/2021	17	3.9	47	0.75	<0.20	11	3.2	7.1	8.9	<0.039	<2.0	6.7	<2.0	<0.50	<2.0	19	43	<0.039	–
	HV-SED-1-220511 ⁵		5/11/2022	<0.91	3.1	42	0.055 J	0.15 J	9.0	3.2	6.4	6.9	<0.0075	<0.73	6.1	<1.4	0.19 J	<0.82	17	39	<0.020	–
	HV-SED-1-230517 ⁵		5/17/2023	<0.91	2.1	34	0.25	0.12 J	7.4	2.5	6.3 B	5.0	<0.0079	<0.73	4.9	<1.4	0.095 J	<0.82	14	31	<0.020	–
	HV-SED-1-240508 ⁵		5/8/2024	<2.8 UJ	3.7	52 B	0.36 J	<0.16	12	3.5	9.1	9.5	<0.022	<0.51	7.8	<1.2	0.74 J	<2.1	20 B	45 B	<0.0022	–
	HV-SED-1-250610		6/10/2025	<2.9 UJ	1.8 J	21	0.13 J	<0.17	4.8	1.5	3.7	3.7	<0.023	<0.53	3.2	<1.2	1.1 J	<2.1	9.2	18	<0.0021	–
TF-1	TF-1-190422	Soil	4/22/2019	<1.1 UJ	4.6	110	0.34	<0.27	16	7.1	13	9.7	<0.015	<1.1	10	<2.1	<0.53	<1.1	35	50	<0.040	–
	TF-1-200603		6/3/2020	<10 UJ	5.3	88	<0.50	<0.50	16	6.3	19	8.5	<0.020	<2.0	11	<3.0	<1.5	<10	34	52	<0.040	–
	TF-1-210526		5/26/2021	17	5.6	84	1.0	0.20	20	7.6	21	11	<0.039	<2.0	13	<2.0	<0.5	<2.0	39	55	<0.200	–
	TF-1-220510 ⁵		5/10/2022	<0.90	4.5	89	0.19	0.16 J	13	5.6	15	7.8	<0.0083	<0.72	9.9	<1.3	<0.087	<0.81	29	44	<0.20	–
	TF-1-230516 ⁵		5/16/2023	<0.97	4.4	90	0.39	0.23	13	5.5	17 B	7.3	<0.0080	<0.77	8.4	<1.4	<0.093	<0.87	31	71	<0.020	–
	TF-1-240507 ⁵		5/7/2024	<2.8 UJ	3.4	86 B	0.49 J	<0.16	14	7.0	19	9.7	<0.022	0.70 J	11	<1.2	<0.14	<2.1	33 B	45 B	<0.0022	–
	TF-1-250610		6/10/2025	<2.9 UJ	5.6	86	0.37 J	<0.17	13	6.4	19	8.0	<0.023	0.63 J	9.7	<1.2	<0.15	<2.1	32	51	<0.0021	–
KC-1	KC-1-190422	Soil	4/22/2019	<1.8 UJ	5.6	75	0.44	<0.45	18	6.8	8.6	9.6	<0.016	<1.8	12	<3.6	<0.89	<1.8	36	64	<0.040	–
	KC-1-200603		6/3/2020	<10 UJ	5.9	60	<0.50	<0.50	16	4.9	10	8.8	<0.020	2.8	9.6	<3.0	<1.5	<10	32	46	<0.040	–
	KC-1-210527		5/27/2021	13	4.4	49	0.75	<0.20	14	4.5	8.2	9.6	<0.039	<2.0	8.3	<2.0	<0.49	<2.0	27	49	<0.039	–
	KC-1-220511 ⁵		5/11/2022	<0.94	5.5	61	0.85	0.064 J	17	6.0	10	10	<0.0075	1.0 J	11	2.7	0.44 J	<0.86	34	55	<0.099	–
	KC-1-230517 ⁵		5/17/2023	<0.97	5.1	53	0.42	0.095 J	15	5.2	9.8 B	9.1	0.0082 J	0.79 J	10	<1.4	<0.093	<0.87	30	52	<0.020	–
	KC-1-240507 ⁵		5/7/2024	<2.8 UJ	4.0	50 B	0.39 J	<0.16	12	4.9	8.5	10	<0.022	0.91 J	8.7	<1.2	<0.14	<2.1	25 B	48 B	<0.0022	–
	KC-1-250610		6/10/2025	<2.8 UJ	4.6	35	0.24 J	<0.16	8.9	3.5	6.4	6.7	<0.022	<0.51	6.0	<1.2	<0.14	<2.1	18	35	<0.0021	–
GF-1	GF-1-190422	Soil	4/22/2019	<1.8 UJ	4.0	64	0.37	<0.45	15	5.6	6.0	8.6	0.015	<1.8	9.7	<3.6	<0.91	<1.8	31	80	<0.040	–
	GF-1-200603		6/3/2020	<10 UJ	<3.1	30	<0.51	<0.51	6.1	1.9	4.5	<2.0	<0.020	<2.0	3.8	<3.1	<1.5	<10	13	27	<0.040	–
	GF-1-210527		5/27/2021	12	2.9	41	0.62	0.21	10	3.7	7.3	5.7	<0.038	<2.0	6.7	<2.0	<0.50	<2.0	22	60	<0.200	–
	GF-1-220512 ⁵		5/12/2022	<0.91	1.8 J	28	0.38	0.090 J	6.7	2.3	4.6	3.4	0.0095 J	<0.71	4.3	<1.3	<0.085	<0.79	14	39	<0.20	–
	GF-1-230518 ⁵		5/18/2023	<0.90	2.9	43	0.32	0.14 J	10	3.8	7.0 B	6.2	0.0082 J	<0.72	6.9	<1.3	<0.087	<0.81	22	62	<0.020	–
	GF-1-240507 ⁵		5/7/2024	<2.8 UJ	2.5 J	44 B	0.36 J	<0.16	10	3.7	9.1	7.7	<0.022	0.68 J	7.3	<1.2	<0.14	<2.1	22 B	110 B	<0.0021	–
	GF-250610		6/10/2025	<2.8 UJ	1.7 J	24	0.17 J	<0.16	5.6	2.0	4.8	4.4	<0.022	<0.51	3.7	<1.2	<0.14	<2.1	12	44	<0.0021	–
CIT-1	CIT-1-190422	Soil	4/22/2019	<1.7 UJ	<3.3	38	<0.33	<0.41	9.0	2.9	5.1	5.5	<0.016	<1.7	5.5							

TABLE 2: SOIL AND SEDIMENT ANALYTICAL RESULTS - METALS AND PERCHLORATE

AJU Brandeis-Bardin Campus
Brandeis, California

Sample Location	Sample Name	Matrix	Date Collected	Title 22 Metals ¹																	Per-chlorate ³	NDMA ⁴
				Antimony	Arsenic	Barium	Beryllium	Cadmium	Chromium	Cobalt	Copper	Lead	Mercury ²	Molybdenum	Nickel	Selenium	Silver	Thallium	Vanadium	Zinc		
				mg/kg																		
AT-1	AT-1-190422	Soil	4/22/2019	<1.2 UJ	4.4	110	0.50	0.31	19	7.8	9.8	9.0	<0.016	<1.2	14	<2.5	<0.62	<1.2	38	44	<0.039	–
	AT-1-200603		6/3/2020	<10 UJ	15	31	<0.50	<0.50	36	2.5	11	2.7	<0.020	<2.0	4.9	<3.0	<1.5	<10	15	39	<0.040	–
	AT-1-210527		5/27/2021	14	4.4	65	0.81	0.24	17	5.0	12	8.1	<0.038	<1.9	9.4	<1.9	<0.48	<1.9	28	43	<0.400	–
	AT-1-220512 ⁵		5/12/2022	<0.90	5.7	50	0.63	0.16 J	15	4.3	11	6.5	<0.0080	<0.75	7.8	1.4 J	<0.090	<0.84	24	44	<0.50	–
	AT-1-230518 ⁵		5/18/2023	<0.97	3.8	55	0.35	0.14 J	13	4.7	9.8 B	6.9	<0.0080	<0.77	8.4	<1.4	<0.093	<0.87	25	36	<0.098	–
	AT-1-240507 ⁵		5/7/2024	<2.9 UJ	2.8 J	23 B	0.18 J	<0.17	8.3	1.7	9.7	2.7	<0.021	0.64 J	3.6	<1.3	<0.15	<2.2	9.8 B	24 B	<0.0021	–
AT-1-250610	6/10/2025	<2.9 UJ	4.1	28	0.14 J	<0.17	10	1.9	12	2.5	<0.022	<0.52	3.6	<1.2	<0.15	<2.1	9.7	33	<0.0021	–		
Drainage Area Samples																						
BP-SED-1	BP-SED-1-190613	Sediment	6/13/2019	<9.9 UJ	11	52	<0.50	<0.50	11	2.3	4.5	5.7	0.032	<2.0	6.2	<3.0	<1.5	<9.9	21	42	<0.040	–
	BP-SED-1-200602		6/2/2020	<10 UJ	11	43 J	<0.51	<0.51	10	3.3	6.5	7.7	0.022	<2.0	6.8	<3.0	<1.5	<10	19	37	<0.040	–
	BP-SED-1-210525		5/25/2021	21	12	51	0.89	<0.20	11	3.8	6.4	9.3	<0.038	<2.0	7.6	<2.0	<0.50	<2.0	22	45	<0.039	–
	BP-SED-1-220510 ⁵		5/10/2022	<0.91	9.9	50	0.061 J	0.13 J	10	3.8	6.5	8.0	0.052	<0.73	7.1	<1.4	<0.087	<0.82	20	40	<0.020	–
	BP-SED-1-230516 ⁵		5/16/2023	<0.92	7.7	64	0.44	0.14 J	15	4.8	8.6 B	10	0.51	<0.74	9.9	<1.4	<0.088	<0.82	27	52	<0.019	–
OS357-SED	OS357-SED-20610	Sediment	6/10/2025	<2.9 UJ	8.0	84	0.51	<0.17	19	8.3	17	9.2	0.028 J	<0.52	16	<1.2	<0.15	<2.1	33	85	<0.0021	–
RRMDF-SED-1	RRMDF-SED-1-190613	Sediment	6/13/2019	<10 UJ	4.2	63	0.54	<0.50	10	2.1	5.2	6.4	0.018 J	<2.0	5.7	<3.0	<1.5	<10	21	53	<0.040	–
	RRMDF-SED-1-200602		6/3/2020	<10 UJ	<3.0	60 J	<0.50	<0.50	9.5	3.2	7.4	6.7	<0.020	<2.0	6.5	<3.0	<1.5	<10	19	48	<0.040	–
	RRMDF-SED-1-210525		5/25/2021	20	3.4	71	0.97	0.21	12	4.1	7.1	8.3	<0.04	<2.0	7.7	<2.0	<0.50	<2.0	23	49	<0.039	–
	RRMDF-SED-1-220510 ⁵		5/10/2022	<0.98	2.3	50	0.050 J	0.15 J	9.6	3.1	6.5	6.6	0.016 J	<0.78	6.0	<1.5	<0.094	<0.88	18	47	<0.020	–
RRMDF-SED-D	RRMDF-SED-D-230516 ⁵	Sediment	5/16/2023	<0.93	3.1	48	0.34	0.074 J	9.5	3.4	5.7 B	6.1	<0.0081	<0.74	6.3	<1.4	<0.089	<0.83	19	40	<0.020	–
	RRMDF-SED-D-250610		6/10/2025	<2.9 UJ	3.6	69	0.43 J	<0.17	13	4.8	8.4	9.7	0.029 J	<0.52	8.5	<1.2	<0.15	<2.1	24	49	<0.0021	–
D-5/6-SED	D-5/6-SED-240509	Sediment	5/9/2024	<2.9 UJ	4.1	44 B	0.40 J	<0.17	11	4.8	7.7	5.2	<0.021	<0.52	9.1	<1.2	<0.15	<2.1	24 B	39 B	<0.0021	–
	D-5/6-SED-250610		6/10/2025	<2.9 UJ	4.3	46	0.31 J	<0.16	10	4.5	8.4	4.8	<0.022	<0.52	8.1	<1.2	<0.14	<2.1	24	42	<0.0021	–
SRE-SED-1	SRE-SED-1-190613	Sediment	6/13/2019	<10 UJ	4.3	51	0.51	<0.50	7.9	2.1	3.2	6.8	<0.020	<2.0	4.1	<3.0	<1.5	<10	20	47	<0.040	–
SRE-SED-2	SRE-SED-2-200603	Sediment	6/3/2020	<10 UJ	<3.1	42 J	<0.51	<0.51	7.9	2.9	8.8	5.9	<0.020	<2.0	5.1	<3.1	<1.5	<10	18	36	<0.040	–
	SRE-SED-2-210526		5/26/2021	17	2.3	47	0.82	<0.20	8.8	3.5	8.8	7.4	<0.043	<2.0	5.6	<2.0	<0.49	<2.0	19	43	<0.20	–
	SRE-SED-2-220511 ⁵		5/11/2022	<0.91	1.7 J	36	0.042 J	0.082 J	7.4	2.9	5.3	4.8	<0.0076	<0.73	4.6	<1.4	<0.087	<0.82	16	32	<0.020	–
SRE-SED-3	SRE-SED-3-230517 ⁵	Sediment	5/17/2023	<0.52	1.4	34	0.20	0.066 J	5.9	2.3	4.1 B	4.8	<0.0081	<0.42	4.1	<0.78	<0.050	<0.47	13	28	<0.020	–
SRE-SED-4	SRE-SED-4-240508	Sediment	5/8/2024	<2.8 UJ	1.8 J	21 B	0.20 J	<0.16	5.0	1.8	2.8	2.7	<0.021	<0.50	3.0	<1.2	<0.14	<2.1	12 B	22 B	<0.0022	–
	SRE-SED-4-250610		6/10/2025	<2.9 UJ	4.2	61	0.47 J	<0.17	14	6.0	11	7.8	<0.022	<0.52	8.4	<1.2	<0.15	<2.1	30	48	<0.0021	–
OS1-SED-1	OS1-SED-1-200603	Sediment	6/3/2020	<10 UJ	<3.0	32 J	<0.51	<0.51	6.2	2.5	3.5	3.0	<0.020	<2.0	4.0	<3.0	<1.5	<10	14	34	<0.040	–
	OS1-SED-1-210526		5/26/2021	22	3.0	61	0.98	<0.19	13	4.5	7.3	8.6	0.11	<1.9	7.9	<1.9	1.0	<1.9	25	54	<0.20	<0.00049
	OS1-SED-1-220511 ⁵		5/11/2022	<0.97	1.6 J	28	<0.031	0.066 J	7.1	2.9	3.9	2.7	<0.0079	<0.77	4.6	<1.4	<0.093	<0.87	17	24	<0.020	–
	OS1-SED-1-230517 ⁵		5/17/2023	<0.96	2.1	47	0.29	0.12 J	10	3.4	6.5 B	6.2	0.019 J	<0.77	6.7	<1.4	<0.092	<0.86	22	61	<0.020	–
OS1-SED-1-250610	6/10/2025	<2.9 UJ	3.1	63	0.37 J	<0.17	15	4.6	8.1	4.8	<0.023	<0.52	8.5	<1.2	<0.15	<2.1	29	42	<0.0022	–		
OS1-SED	OS1-SED-240508 ⁵	Sediment	5/8/2024	<2.8 UJ	<1.4	25 B	0.21 J	<0.16	4.5	2.3	3.3	2.8	<0.022	<0.51	3.2	<1.2	<0.14	<2.1	12 B	22 B	<0.0021	–
OS8-SED-1	OS8-SED-1-190613	Sediment	6/13/2019	<9.9 UJ	3.8	34	<0.49	<0.49	12	1.4	4.8	5.4	<0.020	<2.0	6.1	<3.0	<1.5	<9.9	21	32	<0.040	–
	OS8-SED-1-200603		6/2/2020	<9.9 UJ	<3.0	32 J	<0.50	<0.50	7.5	1.9	5.5	5.3	<0.020	<2.0	5.1	<3.0	<1.5	<9.9	14	25	<0.040	–
	OS8-SED-1-210526		5/26/2021	11	2.1	30	0.48	<0.19	6.8	2.0	4.3	5.3	<0.038	<1.9	4.4	<1.9	<0.48	<1.9	13	24	<0.039	–
	OS8-SED-1-220511 ⁵		5/11/2022	<0.90	1.4 J	27	<0.029	0.075 J	6.5	2.2	3.8	4.1	<0.0074	<0.72	4.5	<1.3	<0.087	<0.81	12	26	<0.020	–
	OS8-SED-1-230517 ⁵		5/17/2023	<0.98	2.8	47	0.29	0.060 J	11	3.3	5.4 B	3.5	<0.0080	<0.78	7.9	<1.5	<0.094	<0.88	21	33	<0.019	–
HV-SED	HV-SED-240508 ⁵	Sediment	5/8/2024	<2.8 UJ	<1.4	27 B	0.18 J	<0.16	5.7	1.9	3.4	4.9	<0.022	<0.50	3.8	<1.2	<0.14	<2.1	12 B	23 B	<0.0021	–
	HV-SED-250610		6/10/2025	<2.9 UJ	2.1 J	25	0.13 J	<0.16	6.8	1.7	3.2	3.5	<0.022	<0.52	3.6	<1.2	<0.14	<2.1	13	20	<0.0021	–

TABLE 2: SOIL AND SEDIMENT ANALYTICAL RESULTS - METALS AND PERCHLORATE
AJU Brandeis-Bardin Campus
Brandeis, California

Sample Location	Sample Name	Matrix	Date Collected	Title 22 Metals ¹																	Per-chlorate ³	NDMA ⁴
				Antimony	Arsenic	Barium	Beryllium	Cadmium	Chromium	Cobalt	Copper	Lead	Mercury ²	Molybdenum	Nickel	Selenium	Silver	Thallium	Vanadium	Zinc		
<i>mg/kg</i>																						
OW-SED-1	OW-SED-1-190613	Sediment	6/13/2019	<10 UJ	<3.0	39	<0.50	<0.50	7.3	1.2	2.0	4.0	<0.020	<2.0	3.8	<3.0	<1.5	<10	15	29	<0.040	–
	OW-SED-1-200603		6/3/2020	<10 UJ	<3.0	37 J	<0.51	<0.51	9.1	2.4	4.0	4.1	<0.020	<2.0	4.9	<3.0	<1.5	<10	19	29	<0.040	–
	OW-SED-1-210526		5/26/2021	18	4.9	56	0.76	<0.19	9.9	3.4	5.6	7.1	<0.038	<1.9	6.3	<1.9	<0.49	<1.9	21	36	<0.040	–
	OW-SED-1-220511 ⁵		5/11/2022	<0.93	1.9 J	31	<0.030	0.074 J	6.7	2.5	3.5	4.3	<0.0079	<0.74	4.1	<1.4	<0.089	<0.83	15	27	<0.020	–
	OW-SED-1-230517 ⁵		5/17/2023	<0.95	1.9 J	42	0.26	0.072 J	8.2	2.8	5.0 B	5.8	0.0087 J	<0.76	5.5	<1.4	<0.091	<0.85	17	32	<0.020	–
	OW-SED-1-240507 ⁵		5/7/2024	<2.9 UJ	1.4 J	48 B	0.30 J	<0.164	9.1	3.1	5.5	5.6	<0.021	<0.52	6.1	<1.2	<0.14	<2.1	18 B	33 B	<0.0022	–
	OW-SED-1-250610		6/10/2025	<2.9 UJ	2.2 J	56	0.29 J	<0.17	11	3.6	6.8	6.4	<0.023	<0.53	6.9	<1.2	<0.15	<2.1	22	41	<0.0021	–
Screening Criteria																						
Residential Risk-Based Screening Levels ⁶				31	0.11	15,000	16	71	120,000	23	3,100	80	1	390	820	390	390	0.78	390	23,000	55	0.002
Regional Background Levels ⁷				0.86	39.7	319	1.87	0.58	81	38	102	42	0.13	3.2	113	0.896	0.138	0.991	151	215	0.00163	–

- Notes:**
1. Samples analyzed for metals using U.S. Environmental Protection Agency (USEPA) Method 6010B unless otherwise indicated.
 2. Samples analyzed for mercury using USEPA Method 7471A.
 3. Samples analyzed for perchlorate using USEPA Method 314.0.
 4. Samples analyzed for N-Nitrosodimethylamine (NDMA) by TestAmerica method GCMSMS_NDMA.
 5. Results reported to the Method Detection Limit.
 6. Regional screening levels (RSLs) for residential soil endorsed or modified by the California Department of Toxic Substances Control (DTSC, 2020, revised May 2022), or USEPA RSLs for analytes not included in DTSC's document (USEPA, 2022).
 7. Background threshold values as calculated by the DTSC for the Santa Susana Field Laboratory (2013).

Abbreviations:
Bold = analyte detected above the laboratory reporting limit
 mg/kg = milligrams per kilogram
 < = analyte was not detected above the reporting limit or detection limit shown

B = Constituent was detected in the laboratory method blank above the reporting limit.
 J = Analyte was detected below the reporting limit and above the detection limit. Value is estimated.
 UJ = The analyte was analyzed for, but not detected. The reported quantitation limit is approximate and may be inaccurate or imprecise.

References:
 Department of Toxic Substances Control (DTSC), 2013, Chemical Look-Up Table Technical Memorandum, Santa Susana Field Laboratory, Ventura County, California, June 11.
 DTSC, 2020, Human and Ecological Risk Office (HERO) Human Health Risk Assessment Note Number 3, June.
 U. S. Environmental Protection Agency (USEPA), 2021, Regional Screening Levels, May.

TABLE 3: SOIL AND SEDIMENT ANALYTICAL RESULTS - RADIONUCLIDES
AJU Brandeis-Bardin Campus
 Brandeis, California

Sample Location	Sample Name	Matrix	Date Collected	Tritium ¹	Strontium-90 ²	Cesium-137 ³
				pCi/g		
High Use Area Samples						
HV-1	HV-1-190422	Soil	4/22/2019	<0.359	<0.273	<0.187
	HV-1-200603		6/3/2020	<2.14	<0.0987	<0.0557
	HV-1-210526		5/26/2021	<2.23	<0.082	<0.0465
	HV-1-220511		5/11/2022	<0.0361	<0.0955	<0.0510
	HV-1-230517		5/17/2023	<0.936	<0.0746	<0.0711
	HV-1-240508		5/8/2024	<1.91	<0.0623	<0.0641
	HV-1-250610		6/10/2025	<2.33	<0.0954	<0.0779
HV-2	HV-2-190422	Soil	4/22/2019	<0.362	<0.242	<0.125
	HV-2-200603		6/3/2020	<2.22	<0.0978	<0.0409
	HV-2-210526		5/26/2021	<2.22	<0.0912	<0.0560
	HV-2-220511		5/11/2022	<0.501	<0.0935	<0.107
	HV-2-230517		5/17/2023	<0.875	<0.0477	<0.0943
	HV-2-240508		5/8/2024	<1.81	<0.0495	<0.0697
	HV-2-250610		6/10/2025	<2.28	<0.0968	<0.0809
HV-SED-1	HV-SED-1-190422	Sediment	4/22/2019	<0.363	<0.284	<0.161
	HV-SED-1-200603		6/3/2020	<2.09	<0.0929	<0.0618
	HV-SED-1-210526		5/26/2021	<2.08	<0.0825	<0.0604
	HV-SED-1-220511		5/11/2022	<0.0571	<0.0736	<0.0747
	HV-SED-1-230517		5/17/2023	<0.850	<0.0412	<0.0767
	HV-SED-1-240508		5/8/2024	<1.80	<0.0882	0.0797
	HV-SED-1-250610		6/10/2025	<2.35	<0.0963	<0.0722
TF-1	TF-1-190422	Soil	4/22/2019	<0.355	<0.495	<0.158
	TF-1-200603		6/3/2020	<2.23	<0.0954	<0.0551
	TF-1-210526		5/26/2021	<2.17	<0.0991	<0.0479
	TF-1-220510		5/10/2022	<0.974	<0.0978	<0.0613
	TF-1-230516		5/16/2023	<0.909	<0.0541	0.0719
	TF-1-240507		5/7/2024	<1.76	<0.0531	<0.0853
	TF-1-250610		6/10/2025	<2.30	<0.0993	<0.0764
KC-1	KC-1-190422	Soil	4/22/2019	<0.332	<0.266	<0.192
	KC-1-200603		6/3/2020	<2.15	<0.0981	<0.0458
	KC-1-210527		5/27/2021	<2.12	<0.0849	<0.0564
	KC-1-220511		5/11/2022	<0.628	<0.0909	<0.0660
	KC-1-230517		5/17/2023	<0.860	<0.0547	<0.0999
	KC-1-240507		5/7/2024	<1.88	<0.0605	<0.103
	KC-1-250610		6/10/2025	<2.14	<0.0953	<0.0854
GF-1	GF-1-190422	Soil	4/22/2019	<0.393	<0.281	<0.165
	GF-1-200603		6/3/2020	<2.08	<0.0981	0.0662
	GF-1-210527		5/27/2021	<2.26	<0.0976	<0.0521
	GF-1-220512		5/12/2022	<0.105	<0.0679	0.0788
	GF-1-230518		5/18/2023	<0.920	<0.0321	<0.0820
	GF-1-240507		5/7/2024	<1.85	<0.0978	<0.0772
	GF-1-250610		6/10/2025	<2.16	<0.0962	<0.0863
CIT-1	CIT-1-190422	Soil	4/22/2019	<0.348	<0.246	<0.162
	CIT-1-200602		6/2/2020	<2.21	<0.0951	0.0789
	CIT-1-210525		5/25/2021	<2.03	<0.0821	0.0900
	CIT-1-220510		5/10/2022	<0.0332	<0.0956	0.115
	CIT-1-230516		5/16/2023	<0.838	<0.0432	0.087
	CIT-1-240507		5/7/2024	<2.02	<0.0717	0.261
	CIT-1-250610		6/10/2025	<2.33	<0.0930	<0.0787

TABLE 3: SOIL AND SEDIMENT ANALYTICAL RESULTS - RADIONUCLIDES
AJU Brandeis-Bardin Campus
 Brandeis, California

Sample Location	Sample Name	Matrix	Date Collected	Tritium ¹	Strontium-90 ²	Cesium-137 ³
				pCi/g		
AT-1	AT-1-190422	Soil	4/22/2019	<0.356	<0.267	<0.207
	AT-1-200603		6/3/2020	<2.30	<0.0920	<0.0627
	AT-1-210527		5/27/2021	<1.93	<0.0837	<0.0609
	AT-1-220512		5/12/2022	<0.124	<0.0985	<0.0687
	AT-1-230518		5/18/2023	<0.829	<0.0320	<0.0694
	AT-1-240507		5/7/2024	<1.81	<0.0583	<0.102
	AT-1-250610		6/10/2025	<2.21	<0.0945	<0.132
Drainage Area Samples						
BP-SED-1	BP-SED-1-190613	Sediment	6/13/2019	<0.061	0.32	0.055
	BP-SED-1-190829		8/29/2019	–	<0.0506	–
	BP-SED-1-200602		6/2/2020	<3.14	<0.0994	0.110
	BP-SED-1-210525		5/25/2021	<2.98	<0.0947	0.0985
	BP-SED-1-220510		5/10/2022	<0.0628	<0.0621	0.107
	BP-SED-1-230516		5/16/2023	3.16	<0.0577	0.103
BP-SED-1A	BP-SED-1A-190829	Sediment	8/29/2019	–	<0.0968	–
BP-SED-1B	BP-SED-1B-190829		8/29/2019	–	<0.0474	–
BP-SED-1C	BP-SED-1C-190829		8/29/2019	–	<0.0976	–
OS357-SED	OS357-SED-250610	Sediment	6/10/2025	<2.23	<0.0943	<0.106
RRMDF-SED-1	RRMDF-SED-1-190613	Sediment	6/13/2019	<0.068	0.480	0.111
	RRMDF-SED-1-190829		8/29/2019	–	<0.0667	–
	RRMDF-SED-1-200602		6/2/2020	<3.45	<0.0948	0.198
	RRMDF-SED-1-21025		5/25/2021	<2.23	<0.0802	0.0795
	RRMDF-SED-1-220510		5/10/2022	<1.7	<0.0955	0.206
RRMDF-SED-D	RRMDF-SED-D-230516	Sediment	5/16/2023	0.984	<0.0415	<0.0892
	RRMDF-SED-D-250610		6/10/2025	<2.26	<0.0978	<0.103
RRMDF-SED-1A	RRMDF-SED-1A-190829	Sediment	8/29/2019	–	<0.0984	–
RRMDF-SED-1B	RRMDF-SED-1B-190829		8/29/2019	–	<0.0661	–
RRMDF-SED-1C	RRMDF-SED-1C-190829		8/29/2019	–	<0.0582	–
D-5/6-SED	D-5/6-SED-240509	Sediment	5/9/2024	<1.74	<0.0624	<0.0645
	D-5/6-SED-250610		6/10/2025	<2.34	<0.0945	<0.0762
SRE-SED-1	SRE-SED-1-190613	Sediment	6/13/2019	<0.066	0.232	<0.037
	SRE-SED-1-190829		8/29/2019	–	<0.0982	–
SRE-SED-1A	SRE-SED-1A-190829	Sediment	8/29/2019	–	<0.053	–
SRE-SED-1B	SRE-SED-1B-190829		8/29/2019	–	<0.0977	–
SRE-SED-1C	SRE-SED-1C-190829		8/29/2019	–	<0.0435	–
SRE-SED-2	SRE-SED-2-190829	Sediment	8/29/2019	–	<0.0443	–
	SRE-SED-2-200603		6/3/2020	<3.11	<0.0931	0.0567
	SRE-SED-2-210526		5/26/2021	<2.15	<0.0822	0.0729
	SRE-SED-2-220511		5/11/2022	<0.128	<0.0959	<0.0809
SRE-SED-3	SRE-SED-3-230517	Sediment	5/17/2023	<0.0965	<0.0558	<0.0962
SRE-SED-4	SRE-SED-4-240508	Sediment	5/8/2024	<1.79	<0.0546	<0.0819
	SRE-SED-4-250610		6/10/2025	<2.23	<0.0468	<0.0860
OS1-SED-1	OS1-SED-1-200603	Sediment	6/3/2020	<3.13	<0.0637	<0.0528
	OS1-SED-1-210526		5/26/2021	<2.04	<0.0812	0.0669
	OS1-SED-1-220511		5/11/2022	<0.814	<0.0965	<0.0875
	OS1-SED-1-230517		5/17/2023	<1.18	<0.0574	0.141
	OS1-SED-240508		5/8/2024	<1.76	<0.0788	<0.0791
	OS1-SED-1-250610		6/10/2025	<2.22	<0.0986	<0.0973

TABLE 3: SOIL AND SEDIMENT ANALYTICAL RESULTS - RADIONUCLIDES

AJU Brandeis-Bardin Campus
Brandeis, California

Sample Location	Sample Name	Matrix	Date Collected	Tritium ¹	Strontium-90 ²	Cesium-137 ³
				pCi/g		
OS8-SED-1	OS8-SED-1-190613	Sediment	6/13/2019	<0.161	0.36	0.036
	OS8-SED-1-190830		8/30/2019	–	<0.0644	–
	OS8-SED-1-200603		6/3/2020	<3.21	<0.0962	<0.0989
	OS8-SED-1-210526		5/26/2021	<2.11	<0.0792	0.109
	OS8-SED-1-220511		5/11/2022	<0.0891	<0.0972	<0.0647
	OS8-SED-1-230517		5/17/2023	<0.847	<0.0324	0.0759
OS8-SED-1A	OS8-SED-1A-190830	Sediment	8/30/2019	–	<0.0821	–
OS8-SED-1B	OS8-SED-1B-190830		8/30/2019	–	<0.0991	–
OS8-SED-1C	OS8-SED-1C-190830		8/30/2019	–	<0.0462	–
HV-SED	HV-SED-240508	Sediment	5/8/2024	<1.84	<0.0726	<0.0887
	HV-SED-250610		6/10/2025	<2.30	<0.0970	<0.0641
OW-SED-1	OW-SED-1-190613	Sediment	6/13/2019	<0.101	<0.128	0.030
	OW-SED-1-200603		6/3/2020	<3.28	<0.0989	0.0720
	OW-SED-1-210526		5/26/2021	<2.22	<0.0925	0.147
	OW-SED-1-220511		5/11/2022	<0.0700	<0.0940	<0.0557
	OW-SED-1-230517		5/17/2023	1.02	<0.0594	0.129
	OW-SED-1-240507		5/7/2024	<1.80	<0.0551	<0.0861
	OW-SED-1-250610		6/10/2025	<2.42	<0.0943	0.0888
Background Levels						
McLaren/Hart (1993; 1995) ⁴				None	0.130	0.275
Ogden Environmental and Energy Services Co., Inc. (1998) ⁴				0.226	None	0.167
HydroGeoLogic, Inc. (2012) ⁵				7.38	0.075	0.193
Health-Based Screening Criteria						
Preliminary Remediation Goals ⁶				0.237	13.4	25.3

Notes:

1. Samples analyzed for tritium using U.S. Environmental Protection Agency (USEPA) Method 906.0 Modified.
2. Samples analyzed for strontium-90 using USEPA Method 905.0 Modified/DOE RP501 Rev. 1 Modified.
3. Samples analyzed for cesium-137 using Department of Energy (DOE) HASL 300, 4.5.2.3/Ga-01-R.
4. Background values were calculated as the mean plus twice the standard deviation of the data in the reports shown. Process further described in Section 3.2.1 in the 2019 Monitoring Report dated November 25, 2019 by GSI Environmental Inc.
5. Background values are drawn from the look-up tables published by HydroGeoLogic, Inc. (2012) and approved by the
6. Preliminary remediation goals were generated using the 2019 USEPA calculator. Further details regarding methodology are available in the 2019 Monitoring Report dated 25 November 2019 by GSI Environmental Inc.
7. Results reported on a dry weight basis.

Abbreviations:

- Bold** = analyte detected above the laboratory reporting limit
- pCi/g = picocuries per gram
- < = Analyte was not detected above the minimum detectable concentration (MDC) shown.
- = Sample not analyzed for analyte indicated.

References:

- HydroGeoLogic, Inc., 2012, Final Technical Memorandum, Look-Up Table Recommendations, Santa Susana Field Laboratory, Area IV Radiological Study, 27 November.
- McLaren/Hart Environmental Engineering Corporation, 1993, Multi-Media Sampling Report for the Brandeis-Bardin Institute and the Santa Monica Mountains Conservancy, Volume I, 10 March.
- McLaren/Hart Environmental Engineering Corporation, 1995, Additional Soil and Water Sampling, The Brandeis-Bardin Institute and Santa Monica Mountains Conservancy, 19 January.
- Ogden Environmental and Energy Services Co., Inc., 1998, Bell Canyon Area, Soil Sampling Report, Ventura County, California, Volume I, October.
- U.S. Environmental Protection Agency (USEPA), 2019, Preliminary Remediation Goals for Radionuclides (PRG), January.

TABLE 4 : SPRING AND SURFACE WATER ANALYTICAL RESULTS - METALS AND PERCHLORATE
AJU Brandeis-Bardin Campus
Brandeis, California

Sample Location	Sample Name	Date Collected	Title 22 Metals ¹																	Per-chlorate ³	VOCs ⁴	
			Antimony	Arsenic	Barium	Beryllium	Cadmium	Chromium	Cobalt	Copper	Lead	Mercury ²	Molybdenum	Nickel	Selenium	Silver	Thallium	Vanadium	Zinc		Naphthalene	Other VOCs
			mg/L																		µg/L	
Spring/Seep Samples																						
OS1-W	OS1-W-190613	6/13/2019	<0.010	<0.010	0.040	<0.0020	<0.0050	<0.0050	<0.010	0.047	0.0063	<0.00020	<0.020	0.0078 J	<0.010	<0.010	<0.010	<0.010	0.63	<0.0040	-	-
	OS1-W-220511 ⁵	5/11/2022	<0.0098	<0.012	0.037	<0.00030	<0.00050	<0.0012	<0.0030	0.016	0.0031 J	<0.000100	<0.0027	<0.0024	<0.013	<0.00084	<0.0090	<0.0019	0.19	0.0020 J	-	-
	OS1-W-230517 ⁵	5/17/2023	<0.0098	<0.012	0.048	<0.00030	<0.00050	<0.0012	<0.0030	0.016	<0.0025	<0.000100	<0.0027	<0.0024	<0.013	0.00091 J	<0.0090	<0.0019	1.0	<0.0020 UJ	-	-
	OS1-W-250610	6/10/2025	<0.025	<0.020	0.039	<0.0013	<0.00062	<0.0030	<0.00088	<0.0027	<0.0053	<0.000120	<0.0039	<0.0031	<0.016	<0.0026	<0.010	0.0029 J	0.37	<0.00091	-	-
OS3-W	OS3-W-190613	6/13/2019	<0.010	<0.010	0.039	<0.0020	<0.0050	<0.0050	<0.010	0.0083 J	<0.0050	<0.00020	<0.020	0.0055 J	<0.010	<0.010	<0.010	<0.010	<0.020	<0.0040	-	-
	OS3-W-200602	6/2/2020	<0.010	<0.010	0.038	<0.0020	<0.0050	<0.0050	<0.010	<0.010	<0.0050	<0.00020	<0.020	<0.010	<0.010	<0.010	<0.010	<0.010	<0.020	<0.0040	<1.0	None
OS357-W	OS357-W-200602	6/2/2020	<0.010	<0.010	0.034	<0.0020	<0.0050	<0.0050	<0.010	<0.010	<0.0050	<0.00020	<0.020	<0.010	<0.010	<0.010	<0.010	<0.010	0.048	<0.0040	<1.0	None
	OS357-W-210525 ⁵	5/25/2021	<0.0098	<0.012	0.039	0.00055 J	<0.00050	<0.0012	<0.0030	<0.0021	<0.0025	<0.00010	<0.0027	<0.0024	<0.013	<0.00084	<0.0090	<0.0019	<0.0030	<0.0020	<0.48	None
	OS357-W-220510 ⁵	5/10/2022	<0.0098	<0.012	0.036	<0.00030	<0.00050	<0.0012	<0.0030	<0.0021	<0.0025	<0.000100	<0.0027	<0.0024	<0.013	<0.00084	<0.0090	<0.0019	<0.0030	<0.0020 UJ	-	-
	OS357-W-230516 ⁵	5/16/2023	<0.0098	<0.012	0.043	0.0013 J	<0.00050	0.0018 J	<0.0030	<0.0021	<0.0025	<0.000100	<0.0027	<0.0024	<0.013	0.0011 J	<0.0090	<0.0019	0.0055 J	<0.0040 UJ	-	-
OS8-W	OS357-W-250610	6/10/2025	<0.025	<0.020	0.040	<0.013	<0.00062	<0.0030	<0.00088	<0.0027	<0.0053	<0.000120	<0.0039	<0.0031	<0.016	<0.0026	<0.010	<0.0024	<0.013	<0.00091	-	-
	OS8-W-200603	6/3/2020	<0.010	<0.010	0.046	<0.0020	<0.0050	<0.0050	<0.010	<0.010	<0.0050	<0.00020	<0.020	<0.010	<0.010	<0.010	<0.010	<0.010	<0.020	<0.0040	3.0 J	None
	OS8-W-210526 ⁵	5/26/2021	<0.0098	<0.012	0.11	<0.00030	<0.00050	0.0027 J	<0.0030	0.0042 J	0.0028 J	<0.00010	<0.0027	<0.0024	<0.013	0.0016 J	<0.0090	0.010	0.027	<0.0020	<0.48	None
	OS8-W-220511 ⁵	5/11/2022	<0.0098	<0.012	0.056	<0.00030	<0.00050	<0.0012	<0.0030	<0.0021	<0.0025	<0.000100	<0.0027	<0.0024	<0.013	<0.00084	<0.0090	<0.0019	<0.0030	<0.0020 UJ	-	-
OW-W	OS8-W-230517 ⁵	5/17/2023	<0.0098	<0.012	0.046	0.00041 J	<0.00050	0.0016 J	<0.0030	<0.0021	<0.0025	<0.000100	<0.0027	<0.0024	<0.013	<0.00084	<0.0090	<0.0019	<0.0030	<0.0020 UJ	-	-
	OW-W-230517 ⁵	5/17/2023	<0.0098	0.022	0.31	<0.00030	<0.00050	<0.0012	<0.0030	0.0053 J	0.0026 J	<0.000100	<0.0027	<0.0024	<0.013	<0.00084	<0.0090	0.015	0.013	<0.0020 UJ	-	-
	OW-W-240508 ⁵	5/8/2024	<0.025	<0.020	0.040	<0.0013	<0.00062	<0.0030	<0.00088	<0.0027	<0.0053	<0.00012	<0.0039	<0.0031	<0.016	<0.0026	<0.010	<0.0024	<0.013	<0.00091	-	-
Surface Water Samples																						
SRE-W	SRE-W-200603	6/3/2020	<0.010	<0.010	0.13	<0.0020	<0.0050	0.015	<0.010	0.019	0.012	<0.00020	<0.020	<0.010	<0.010	<0.010	<0.010	0.031	0.086	<0.004	<1.0	None
	SRE-W-220511 ⁵	5/11/2022	<0.0098	<0.012	0.056	<0.00030	<0.00050	0.0027 J	<0.0030	0.0025 J	<0.0025	<0.000100	<0.0027	<0.0024	<0.013	<0.00084	<0.0090	0.0061	0.0099 J	<0.0020 UJ	-	-
	SRE-W-230517 ⁵	5/17/2023	<0.0098	<0.012	0.055	<0.00030	<0.00050	<0.0012	<0.0030	0.0041 J	<0.0025	<0.000100	0.0029 J	<0.0024	<0.013	<0.00084	<0.0090	0.0028 J	0.0044 J	<0.0040 UJ	-	-
RRMDF-W	RRMDF-W-D-230516 ⁵	5/16/2023	<0.0098	<0.012	0.061	0.00030 J	<0.00050	0.0013 J	<0.0030	<0.0021	<0.0025	<0.000100	<0.0027	<0.0024	<0.013	<0.00084	<0.0090	<0.0019	<0.0030	<0.0010 UJ	-	-
D-5/6-W	D-5/6-W-240509 ⁵	5/9/2024	<0.025	<0.020	0.058	<0.0013	<0.00062	<0.0030	<0.00088	<0.0027	<0.0053	<0.00012	<0.0039	<0.0031	<0.016	<0.0026	<0.010	<0.0024	<0.013	<0.00091	-	-
HV-W	HV-W-2402508 ⁵	5/8/2024	<0.025	<0.020	0.047	<0.0013	<0.00062	<0.0030	<0.00088	<0.0027	<0.0053	<0.00012	<0.0039	<0.0031	<0.016	<0.0026	<0.010	<0.0024	<0.013	<0.00091	-	-
	HV-W-250610	6/10/2025	<0.025	<0.020	0.039	<0.0013	<0.00062	<0.0030	<0.00088	<0.0027	<0.0053	<0.000120	<0.0039	<0.0031	<0.016	<0.0026	<0.010	0.0035 J	<0.013	<0.00091	-	-
OS1-W ⁶	OS1-W-240508 ⁵	5/8/2024	<0.025	<0.020	0.056	<0.0013	<0.00062	<0.0030	<0.00088	<0.0027	<0.0053	<0.00012	<0.0039	<0.0031	<0.016	<0.0026	<0.010	0.0025	<0.013	<0.00091	-	-
Screening Criteria																						
Drinking Water Screening Level ⁶			0.006	0.010	1.0	0.004	0.005	0.05	0.006	1.3	0.015	0.002	0.1	0.1	0.05	0.094	0.002	0.086	6.0	0.006	0.12	Various
SSFL Background Groundwater Concentrations ⁷			0.0025	0.0077	0.15	0.00014	0.0002	0.014	0.0019	0.0047	0.011	0.000063	0.0022	0.017	0.0016	0.00017	0.00013	0.0026	6.3	None	None	Various

Notes:

- Samples analyzed for total metals using U.S. Environmental Protection Agency (USEPA) Method 6010B unless otherwise indicated.
- Samples analyzed for total mercury using USEPA Method 7471A.
- Samples analyzed for total perchlorate using USEPA Method 314.0.
- Samples analyzed for VOCs using USEPA Method 8260.
- Results reported to the method detection limit.
- Drinking water screening levels were drawn from the following sources in descending order of preference:
California maximum contaminant levels (MCLs), as established in Title 22 of the California Code of Regulations (CCR) § 64431.
Residential tap water screening levels as endorsed or modified by the DTSC (2022).
Regional screening levels (RSLs) for residential tap water, as published by the USEPA (2022).
- Background concentrations in groundwater determined for the Santa Susana Field Lab (SSFL; MWH Americas, Inc., 2014).

Abbreviations:

- Bold** = analyte detected above the laboratory reporting limit
- MCL = maximum contaminant level
- mg/L = milligrams per liter
- µg/L = nanograms per liter
- RSL = regional screening level
- VOCs = volatile organic compounds
- < = analyte was not detected above the reporting limit or method detection limit shown
- = not analyzed
- J = Reported value is estimated.
- UJ = The analyte was analyzed for, but not detected. The reported quantitation limit is approximate and may be inaccurate or imprecise.

References:

- DTSC, 2020, Human and Ecological Risk Office (HERO) Human Health Risk Assessment Note Number 3, June.
- MWH Americas, Inc., 2014, Final Standardized Risk Assessment Methodology Revision 2 Addendum, Santa Susana Field Laboratory, Ventura County, California, August.
- U. S. Environmental Protection Agency (USEPA), 2021, Regional Screening Levels, May.

TABLE 5: SPRING AND SURFACE WATER ANALYTICAL RESULTS - RADIONUCLIDES
AJU Brandeis-Bardin Campus
 Brandeis, California

Sample Location	Sample Name	Date Collected	Tritium ¹	Strontium-90 ²	Cesium-137 ³
			pCi/L		
Spring/Seep Samples					
OS1-W	OS1-W-190613	6/13/2019	<310	<0.66	<7.1
	OS1-W-220511	5/11/2022	<625	<1.90	<7.48
	OS1-W-230517	5/17/2023	<554	<1.82	<6.13
	OS1-W-250610	6/10/2025	<486	<1.14	<6.92
OS3-W	OS3-W-190613	6/13/2019	<310	<0.65	<5.1
	OS3-W-200602	6/2/2020	<368	<1.28	<8.15
OS357-W	OS357-W-200602	6/2/2020	<362	<1.32	<6.86
	OS357-W-210525	5/25/2021	<401	<0.976	<8.58
	OS357-W-220510	5/10/2022	<633	<1.87	<8.55
	OS357-W-230516	5/16/2023	<532	<1.85	<6.08
	OS357-W-250610	6/10/2025	<472	<1.22	<5.72
OS8-W	OS8-W-200603	6/3/2020	<360	<1.37	<8.20
	OS8-W-210526	5/26/2021	<410	<1.17	<5.69
	OS8-W-220511	5/11/2022	<632	<1.82	<10.1
	OS8-W-230517	5/17/2023	<545	<1.89	<545
OW-W	OW-W-230517	5/17/2023	<551	<1.84	<7.72
	OW-W-240508	5/8/2024	<338	<1.39	<6.92
Surface Water Samples					
SRE-W	SRE-W-200603	6/3/2020	<360	<1.54	<6.76
	SRE-W-220511	5/11/2022	<622	<1.88	<6.17
	SRE-W-230517	5/17/2023	<549	<1.86	<5.64
RRMDF-W-D	RRMDF-W-D-230516	5/16/2023	<559	<1.91	<6.34
D-5/6-W	D-5/6-W-240509	5/9/2024	<346	<1.37	<6.82
HV-W	HV-W-240508	5/8/2024	<344	<1.70	<7.89
	HV-W-250610	6/10/2025	<454	<1.27	<8.83
OS1-W ⁴	OS1-W-240508	5/8/2024	<340	<1.26	<8.23
Screening Criteria					
Maximum Contaminant Level ⁴			20,000	8.0	None
SSFL Groundwater Comparison Concentrations ⁵			20,000	8.0	200

Notes:

1. Samples analyzed for total tritium using U.S. Environmental Protection Agency (USEPA) Method 906.0 Modified.
2. Samples analyzed for total strontium-90 using USEPA Method 905.0 Modified/Department of Energy (DOE) RP501 Rev. 1 Modified.
3. Samples analyzed for total cesium-137 using USEPA Method 901.1.
4. California maximum contaminant levels as established in Title 22 of the California Code of Regulations.
5. Concentrations are based on the maximum contaminant level or are based on the effective dose equivalent of 4 millirems per year (see Stantec, 2019).

Abbreviations:

- pCi/L = picocuries per liter
- < = Analyte was not detected above the minimum detectable concentration (MDC) shown. detectable concentration is displayed.

References:

Stantec Consulting Services, 2019, Boeing Report on Annual Groundwater Monitoring, 2018, Santa Susana Field Laboratory, Ventura County, California, Stantec PN: 185865105, 22 February.

TABLE 6: FRUIT ANALYTICAL RESULTS - METALS AND PERCHLORATE
AJU Brandeis-Bardin Campus
Brandeis, California

Sample Location	Sample Name	Matrix	Date Collected	Antimony		Arsenic		Barium		Beryllium		Cadmium		Chromium		Cobalt		Copper		Lead		Mercury ²	
				PRG ⁴	Conc.	PRG	Conc.	PRG	Conc.	PRG	Conc.	PRG	Conc.	PRG	Conc.	PRG	Conc.	PRG	Conc.	PRG	Conc.	PRG	Conc.
µg/kg																							
On-Site Samples																							
AV-1	AV-1-200604	Avocado	6/4/2020	11,000	1,450	0.77	<475	540,000	214	540	<95.1	2,700	<95.1	4,100,000	<143	810	<143	110,000	4,500	Note 5	<314	430	<6.81
A-1	A-1-200604	Apple	6/4/2020	15,000	<330	1.10	<500	740,000	225	740	<100	3,700	<100	5,600,000	<150	1,100	<150	150,000	563	Note 5	397	590	<7.73
G-1	G-1-200604	Grapefruit	6/4/2020	890	343	0.06	<453	45,000	602	44.5	<90.6	220	<90.6	330,000	<136	66.8	<136	8,900	435	Note 5	<299	35.6	<7.20
	G-1-230518		5/18/2023		643 J		<453		518		<89.9		<89.9		<135		288 J		<297		<7.36 hH		
	G-1-240507		5/7/2024		<299		407 J		<90.6		<90.6		<136		418 J		<299		<6.88				
	G-1-250611		6/11/2025		<325		147 J		<98.4		<98.4		<148		340 J		<325		<6.86				
O-1	O-1-200604	Orange	6/4/2020	890	<303	0.06	<459	45,000	883	44.5	<91.7	220	<91.7	330,000	<138	66.8	<138	8,900	454	Note 5	<303	35.6	<7.08
	O-1-220512		5/12/2022		646 J B		<476		457 J		<95.2		<95.2		<143		735 J		<314		<7.31 UJ		
	O-1-230518		5/18/2023		520 J		823 J		<93.5		<93.5		<140		595 J		<308		<7.47 hH				
	O-1-240507		5/7/2024		671 J B		<494		338 J		<98.8		<98.8		<148		459 J		<326		<7.08		
L-1	O-1-250611	Lemon	6/11/2025	890	<277	0.06	<420	45,000	820	44.5	<84.0	220	<84.0	330,000	<126	66.8	<126	8,900	791 J	Note 5	286 J	35.6	<7.56
	L-1-200604		6/4/2020		<304		<461		437		<92.3		<92.3		<138		367		<304		<7.67		
	L-1-210527		5/27/2021		496 J		<455		423 J		<91.1		<91.1		<137		<273		<301		<7.64		
	L-1-220512		5/12/2022		814 J B		<451		513		<90.3		<90.3		<135		521 J		<298		<7.42 UJ		
	L-1-230518		5/18/2023		819 J		<464		1,690		<92.8		<92.8		<139		579 J		<306		<7.05 hH		
L-1-240507	5/7/2024	<293	<443	376 J	<88.7	<88.7	<133	330 J	<293	<6.88													
L-1-250611	6/11/2025	676 J B	<484	390 J	<96.9	<96.9	<145	248 J	<320	<7.05													
Off-Site Reference Samples																							
AV-2	AV-2-200604	Avocado	6/4/2020	11,000	<315	0.77	<477	540,000	<95.4	540	<95.4	2,700	<95.4	4,100,000	<143	810	<143	110,000	3,240	Note 5	446	430	<7.50
A-2	A-2-200604	Apple	6/4/2020	15,000	460	1.10	<480	740,000	343	740	<96.0	3,700	<96.0	5,600,000	<144	1,100	<144	150,000	426	Note 5	<317	590	<7.31
G-2	G-2-200604	Grapefruit	6/4/2020	890	516	0.06	<481	45,000	149	44.5	<96.2	220	<96.2	330,000	<144	66.8	<144	8,900	3,360	Note 5	431	35.6	<7.50
	G-2-230518		5/18/2023		397 J		<453		252 J		<94.7		<94.7		<142		458 J		<313		<7.3 hH		
	G-2-240507		5/7/2024		355 J B		<453		441 J		<90.6		<90.6		<136		<272		<299		<6.86		
	G-2-250611		6/11/2025		<317		<481		196 J		<96.2		<96.2		<144		<288		392 J		<7.00		
O-2	O-2-200604	Orange	6/4/2020	890	<307	0.06	<466	45,000	313	44.5	<93.1	220	<93.1	330,000	<140	66.8	<140	8,900	636	Note 5	<307	35.6	<8.01
	O-2-220512		5/12/2022		737 J B		<473		346 J		<94.7		<94.7		<142		1,060 J		<313		<7.85 UJ		
	O-2-230518		5/18/2023		<323		625 J		<97.8		<97.8		<147		828 J		<323		<6.7 hH				
	O-2-240507		5/7/2024		343 J B		<486		695		<97.3		<97.3		<140		306 J		<321		<6.98		
O-2-250611	6/11/2025	<297	<450	677	<90.1	<90.1	<135	716 J	<297	<7.79													
L-2	L-2-200604	Lemon	6/4/2020	890	<326	0.06	<494	45,000	<98.8	44.5	<98.8	220	<98.8	330,000	<148	66.8	<148	8,900	340	Note 5	<326	35.6	<7.53
	L-2-210527		5/27/2021		<321		<486		134 J		<97.3		<97.3		<146		321 J		<321		<7.05		
	L-2-220512		5/12/2022		833 J B		<436		736		<87.1		<87.1		<131		526 J		<287		<7.91 UJ		
	L-2-230518		5/18/2023		<279		437 J		<84.5		<84.5		<127		412 J		<279		<7.76 hH				
	L-2-240507		5/7/2024		311 J B		<466		<93.3		<93.3		<146		<280		<308		<7.88				
L-2-250611	6/11/2025	<322	<488	289 J	<97.7	<97.7	<146	<293	<322	<7.08													

TABLE 6: FRUIT ANALYTICAL RESULTS - METALS AND PERCHLORATE
AJU Brandeis-Bardin Campus
Brandeis, California

Sample Location	Sample Name	Matrix	Date Collected	Molybdenum		Nickel		Selenium		Silver		Thallium		Vanadium		Zinc		Perchlorate	
				PRG	Conc.	PRG	Conc.	PRG	Conc.	PRG	Conc.	PRG	Conc.	PRG	Conc.	PRG	Conc.	PRG	Conc.
$\mu\text{g/kg}$																			
On-Site Samples																			
AV-1	AV-1-200604	Avocado	6/4/2020	14,000	<190	30,000	<143	14,000	<475	14,000	<95.1	27.0	<475	14,000	<95.1	810,000	5,610	1,900	<0.437
A-1	A-1-200604	Apple	6/4/2020	19,000	<200	41,000	<150	19,000	<500	19,000	<100	37.0	<500	19,000	<100	1,100,000	1,480 J	2,600	<0.455
G-1	G-1-200604	Grapefruit	6/4/2020	1,100	<181	2,400	<136	1,100	<453	1,100	<90.6	2.23	<453	1,100	<90.6	67,000	2,400	160	<4.05
	G-1-230518		5/18/2023		<180		<135		971 J		<89.9		<450		<89.9		1,350 J		2.12 h
	G-1-240507		5/7/2024		<181		<136		707 J		<90.6		<453		<90.6		687 J		<2.53 UJ
	G-1-250611		6/11/2025		<197		<148		<492		<98.4		<492		<98.4		2,990 B		<9.17 UJ
O-1	O-1-200604	Orange	6/4/2020	1,100	<183	2,400	315 J	1,100	<459	1,100	<91.7	2.23	<459	1,100	<91.7	67,000	3,230	160	<10.2
	O-1-220512		5/12/2022		<190		<143		738 B		<95.2		<476		<95.2		1,750 J		0.440 J
	O-1-230518		5/18/2023		<187		<148		206 J		<93.5		<467		<93.5		2,160		0.595 hJ
	O-1-240507		5/7/2024		<198		<126		<494		<98.8		<494		<98.8		813 J		<2.36 UJ
L-1	L-1-200604	Lemon	6/4/2020	1,100	<185	2,400	<138	1,100	<461	1,100	<92.3	2.23	<461	1,100	<92.3	67,000	3,450	160	<10.6
	L-1-210527		5/27/2021		<182		<137		<455		<91.1		<455		<91.1		5,770 J		<0.403
	L-1-220512		5/12/2022		<181		<135		1,340 B		<90.3		<451		<90.3		4,390		<0.431 UJ
	L-1-230518		5/18/2023		<186		145 J		<92.8		<464		<92.8		2,920		<0.495 h		
	L-1-240507		5/7/2024		<177		<133		733 J		<88.7		<443		<88.7		844 J		<1.97 UJ
L-1-250611	6/11/2025	<194	196 J B	<96.9	<484	<96.9	2,610 B	<10 UJ											
Off-Site Reference Samples																			
AV-2	AV-2-200604	Avocado	6/4/2020	14,000	<191	30,000	245 J	14,000	<477	14,000	<95.4	27.0	<477	14,000	<95.4	810,000	4,970	1,900	<0.840
A-2	A-2-200604	Apple	6/4/2020	19,000	<192	11,000	151 J	19,000	<480	19,000	<96.0	37.0	<480	19,000	<96.0	1,100,000	2,270	2,600	<0.459
G-2	G-2-200604	Grapefruit	6/4/2020	1,100	<192	2,450	<144	1,100	<481	1,100	<96.2	2.23	<481	1,100	<96.2	67,000	4,370	160	<4.29
	G-2-230518		5/18/2023		<189		<142		604 J		<94.7		<473		<94.7		1,690 J		<0.500 h
	G-2-240507		5/7/2024		<181		<136		1,010 J		<90.6		<453		<90.6		473 J		<2.06 UJ
	G-250611		6/11/2025		<192		<144		<481		<96.2		<481		<96.2		901 J B		<9.39 UJ
O-2	O-2-200604	Orange	6/4/2020	1,100	<186	2,450	143 J	1,100	<466	1,100	<93.1	2.23	<466	1,100	<93.1	67,000	4,050	160	<10.7
	O-2-220512		5/12/2022		<189		<142		1,280 J B		<94.7		<473		<94.7		2,140		1.23 J
	O-2-230512		5/18/2023		<196		<146		1,070 J		<97.8		<489		<97.8		2,430		< 0.483 h
	O-2-240507		5/7/2024		<195		<146		1,320 J		<97.3		<486		<97.3		527 J		<2.28 UJ
O-2-250611	6/11/2025	<180	<135	<450	<90.1	<450	<90.1	1,400 J B	<9.48 UJ										
L-2	L-2-200604	Lemon	6/4/2020	1,100	<198	2,450	<148	1,100	<494	1,100	<98.8	2.23	<494	1,100	<98.8	67,000	1,700 J	160	<10.0
	L-2-210527		5/27/2021		<195		<146		<486		<97.3		<486		<97.3		5,240 J		<0.426
	L-2-220512		5/12/2022		<174		<131		695 J B		<87.1		<436		<87.1		3,020		<2.25 UJ
	L-2-230518		5/18/2023		<169		<127		<422		<84.5		<422		<84.5		1,570 J		4.31 h
	L-2-240507		5/7/2024		<187		<140		614 J		<93.3		<466		<93.3		771 J		<2.22 UJ
L-2-250611	6/11/2025	<195	<146	<488	<97.7	<488	<97.7	1,460 J B	<9.26 UJ										

TABLE 6: FRUIT ANALYTICAL RESULTS - METALS AND PERCHLORATE

AJU Brandeis-Bardin Campus

Brandeis, California

Notes:

1. Samples analyzed for metals using U.S. Environmental Protection Agency (USEPA) Method 6010 unless otherwise indicated.
2. Samples analyzed for mercury using USEPA Method 7471.
3. Samples analyzed for perchlorate using USEPA Method 6850.
4. Preliminary remediation goals assuming a residential exposure scenario for each produce type were calculated using the 2019 USEPA calculator and assume the exposure frequencies below based on the average length of the fruit-producing season in Ventura County for each type of fruit:
 - Avocado = 129 days per year
 - Apples = 92 days per year
 - Grapefruits, Oranges, and Lemons = 350 days per year
5. Adverse health effects from exposure to lead at residential sites is evaluated by calculating the blood lead level of a child. The evaluation in 2020 was conducted using the DTSC's LeadSpread8. For more information, see Appendix A of the 2020 monitoring report (GSI, 2020). The results indicated that the presence of lead at the Site, when detected, does not result in adverse health effects for a residential exposure.

Abbreviations:

Bold = analyte detected above the laboratory method detection limit

µg/kg = micrograms per kilogram

< = analyte was not detected above the detection limit shown

-- = not applicable

B = Constituent was detected in the method blank.

h = preparation or preservation holding time was exceeded

H = Analytical holding time was exceeded

J = Concentration is greater than laboratory method detection limit, but less than the laboratory reporting limit; therefore, the value is estimated.

UJ = The analyte was analyzed for, but not detected. The reported quantitation limit is approximate and may be inaccurate or imprecise.

References:

Department of Toxic Substances Control (DTSC), 2013, Chemical Look-Up Table Technical Memorandum, Santa Susana Field Laboratory, Ventura County, California, June 11.

GSI Environmental, Inc. (GSI), 2020, 2020 Monitoring Report, American Jewish University, Brandeis-Bardin Campus, 1101 Peppertree lane, Brandeis, California, 5 August.

TABLE 7: FRUIT ANALYTICAL RESULTS - RADIONUCLIDES
AJU Brandeis-Bardin Campus
 Brandeis, California

Sample Location	Sample Name	Sample Type	Date Collected	Tritium ¹		Strontium-90 ²		Cesium-137 ³	
				PRG ⁴	Concentration	PRG ⁴	Concentration	PRG ⁴	Concentration
				pCi/g ⁵					
On-Site Samples									
AV-1	AV-1-190830	Avocado	8/30/2019	7.76	–	3.21	<0.227	16.8	–
	AV-1-200604		6/4/2020		<3.28		<0.237		<0.0288
A-1	A-1-190830	Apple	8/30/2019	9.5	–	3.9	<0.187	20.5	–
	A-1-200604		6/4/2020		<4.90		<0.0447		<0.0115
G-1	G-1-190830	Grapefruit	8/30/2019	2.04	–	0.843	<0.212	4.41	–
	G-1-200604		6/4/2020		<4.78		<0.0714		<0.0134
	G-1-230518		5/18/2023		<1.75		<0.00830		<0.0109
	G-1-240507		5/7/2024		<1.27		<0.0749		<0.0227
	G-1-250611		6/11/2025		<1.58		<0.0215		<0.0256
O-1	O-1-200604	Orange	6/4/2020	2.04	<4.98	0.843	<0.0488	4.41	<0.0113
	O-1-220512		5/12/2022		<1.33		<0.0346		<0.0101
	O-1-230518		5/18/2023		<1.68		<0.00748		<0.00928
	O-1-240507		5/7/2024		<1.27		<0.0759		<0.0130
	O-1-250611		6/11/2025		<1.62		<0.0393		<0.0137
L-1	L-1-190830	Lemon	8/30/2019	2.04	–	0.843	<0.117	4.41	–
	L-1-200604		6/4/2020		<4.57		<0.0419		<0.00739
	L-1-210527		5/27/2021		<1.13 UJ		<0.119		<0.0120
	L-1-220512		5/12/2022		<1.27		<0.0356		<0.00605
	L-1-230518		5/18/2023		<1.87		<0.00570		<0.0102
	L-1-240507		5/7/2024		<1.28		<0.102		<0.0180
	L-1-250611		6/11/2025		<1.60		<0.0236		<0.00887
Off-Site Reference Samples									
AV-2	AV-2-190830	Avocado	8/30/2019	7.76	–	3.21	<0.225	16.8	–
	AV-2-200604		6/4/2020		<4.64		<0.140		<0.0145
A-2	A-2-190830	Apple	8/30/2019	9.5	–	3.9	<0.151	20.5	–
	A-2-200604		6/4/2020		<3.28		<0.0634		<0.0123
G-2	G-2-190830	Grapefruit	8/30/2019	2.04	–	0.843	<0.150	4.41	–
	G-2-200604		6/4/2020		<3.38		<0.0425		<0.00968
	G-2-230518		5/18/2023		<1.55		<0.00798		<0.00985
	G-2-2402507		5/7/2024		<1.29		<0.0589		<0.0102
	G-2-250611		6/11/2025		<1.61		<0.0203		<0.0115
O-2	O-2-200604	Orange	6/4/2020	2.04	<4.63	0.843	<0.0467	4.41	<0.0308
	O-2-220512		5/12/2022		<1.30		<0.0342		<0.0111
	O-2-230518		5/18/2023		<1.48		<0.00821		<0.0113
	O-2-240507		5/7/2024		<1.29		<0.128		<0.0130
	O-2-250611		6/11/2025		<1.61		<0.0216		<0.0132
L-2	L-2-190830	Lemon	8/30/2019	2.04	–	0.843	<0.126	4.41	–
	L-2-1200604		6/4/2020		<3.25		<0.0440		<0.0114
	L-2-210527		5/27/2021		<0.960 UJ		<0.0332		<0.0119
	L-2-220512		5/12/2022		<1.34		<0.0301		<0.0114
	L-2-230518		5/12/2023		<1.71		<0.00495		<0.00888
	L-2-240507		5/7/2024		<1.28		<0.151		<0.0115
	L-2-250611		6/11/2025		<1.63		<0.0159		<0.0128

TABLE 7: FRUIT ANALYTICAL RESULTS - RADIONUCLIDES
AJU Brandeis-Bardin Campus
Brandeis, California

Notes:

1. Samples analyzed for tritium using U.S. Environmental Protection Agency (USEPA) Method 906.0 or equivalent.
2. Samples analyzed for strontium-90 using USEPA Method 905.0 Modified/Department of Energy (DOE) RP501 Rev. 1 Modified.
3. Samples analyzed for cesium-137 using DOE HASL 300, 4.5.2.3/Ga-01-R.
4. Preliminary remediation goals assuming a residential exposure scenario for each produce type were calculated using the 2019 USEPA calculator.
5. Where an analyte is reported by the laboratory at an estimated concentration that is less than the minimum detectable concentration (MDC), the result is shown as less than the MDC.

Abbreviations:

pCi/g = picocuries per gram

PRG = preliminary remediation goal

UJ = The analyte was analyzed for, but not detected. The reported quantitation limit is approximate and may be inaccurate or imprecise.

– = not analyzed

< = analyte was not detected above the MDC shown

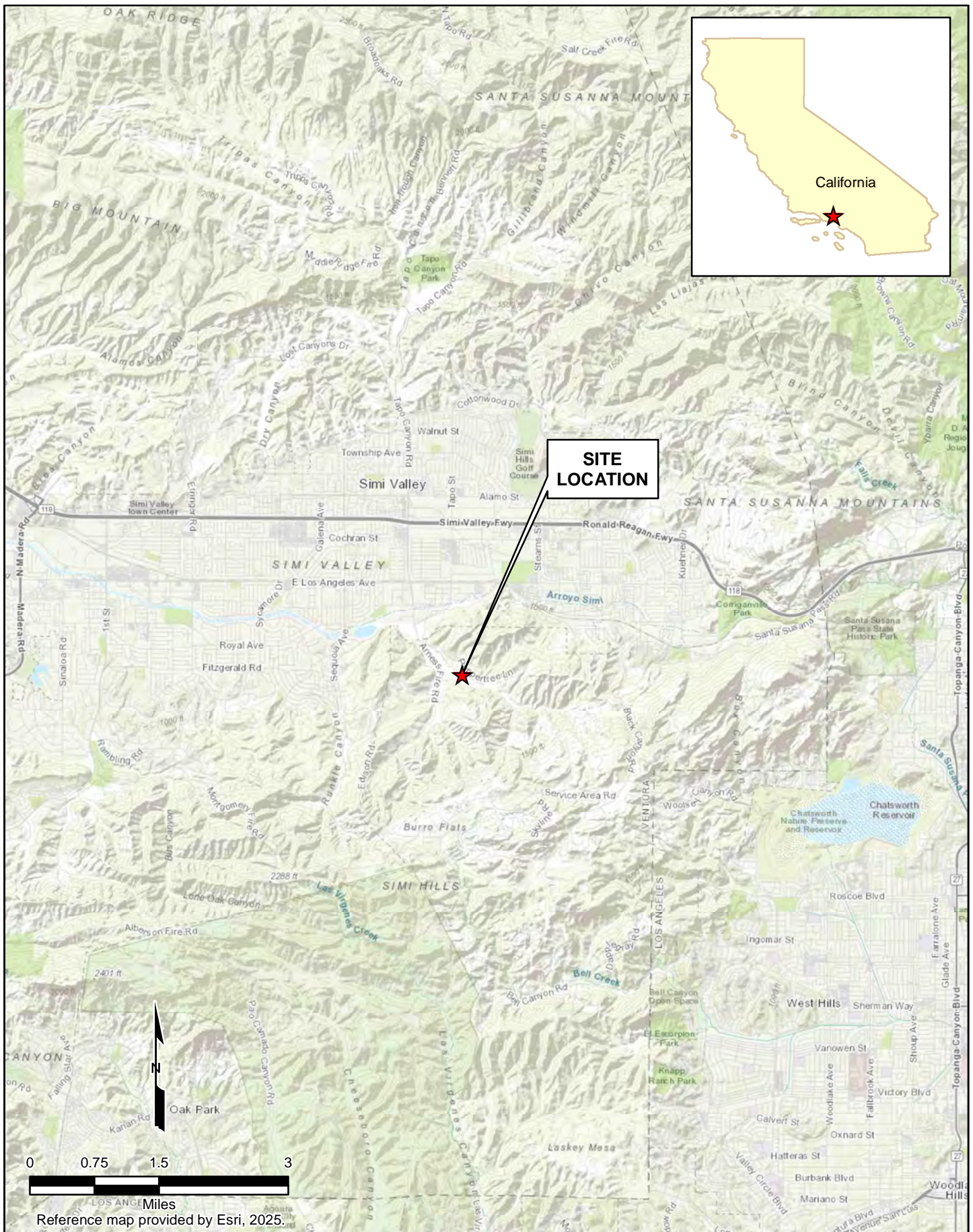
References:

U.S. Environmental Protection Agency (USEPA), 2019, Preliminary Remediation Goals for Radionuclides (PRG), January.

2025 MONITORING REPORT
AJU Brandeis-Bardin Campus
Brandeis, CA

FIGURES

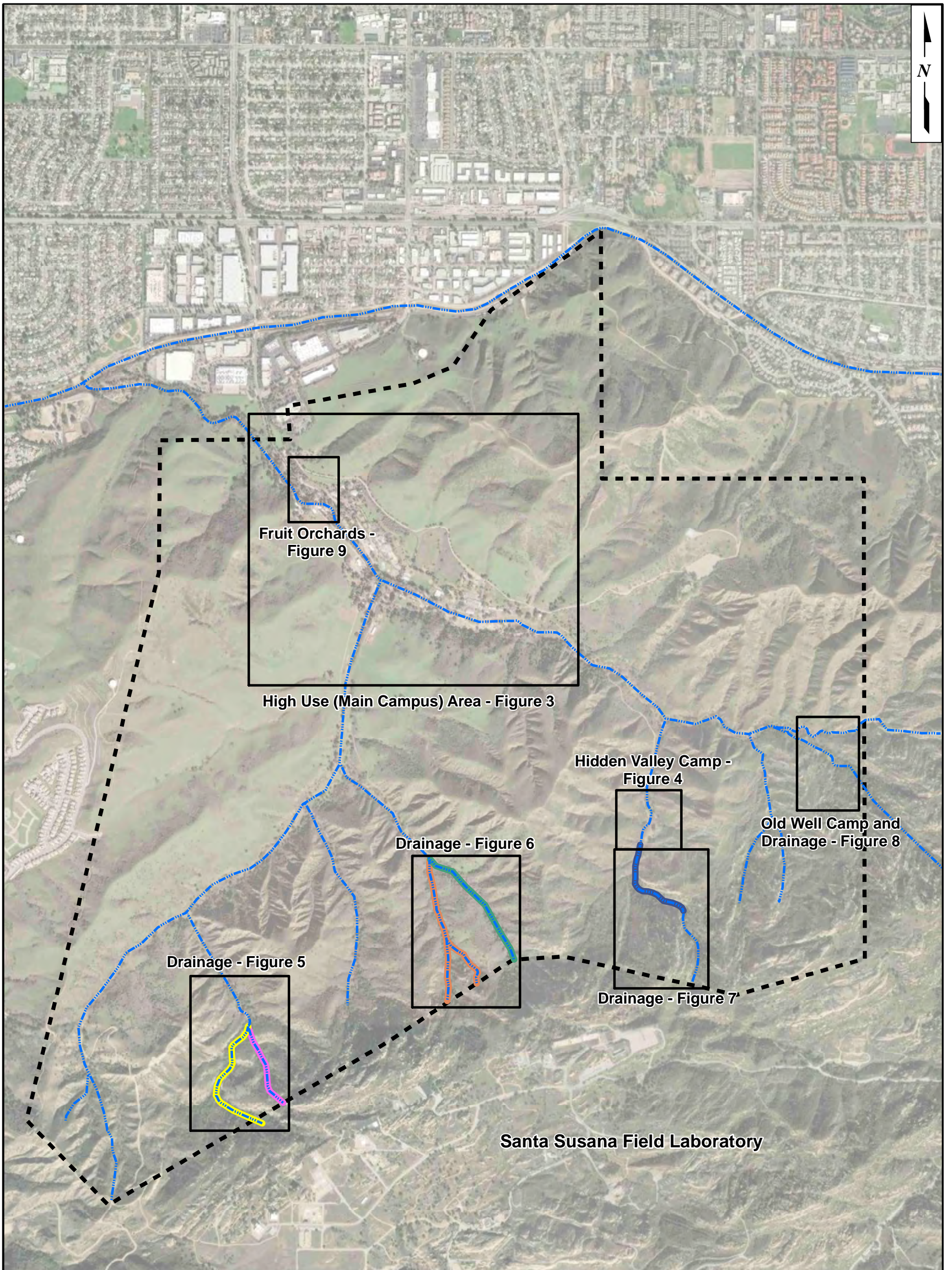
- Figure 1 Site Location Map
 - Figure 2 Site Map and Features
 - Figure 3 Main Campus Area Map and Sampling Locations
 - Figure 4 Hidden Valley Camp Sampling Locations
 - Figure 5 Drainage Area Sampling Locations D-5/6-SED, RR MDF-SED-D, OS357-SED and OS357-W
 - Figure 6 Drainage Area Sampling Location SRE-SED-4, OS1-SED, and OS1-W
 - Figure 7 Drainage Area Sampling Locations HV-SED and HV-W
 - Figure 8 Old Well Camp Drainage Area Sampling Locations OW-SED-1
 - Figure 9 Fruit Orchard Sampling Locations
-



GSI Job No.	5182	Drawn by:	AV
Issued:	8-Aug-2025	Chkd by:	SJB
Revised:		Apr'v'd by:	MPG
Map ID:	AJU_SiteLocMap	FIGURE 1	

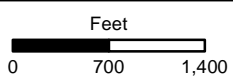
SITE LOCATION MAP

American Jewish University, Brandeis-Bardin Campus
1101 Peppertree Lane, Brandeis, California



Note:
 Imagery downloaded from Esri ArcGIS Online,
 November 2022.

LEGEND	
	SiteBoundary
	Drainages
	Burn Pit Runoff
	OS1 Runoff
	OS8 Drainage
	Reactor and RMDF Runoff
	SRE Runoff



GSI Job No.	5182	Map ID:	AJU_SMD_0725
Issued:	8-Aug-2025	Drawn By:	DM
		Chk'd By:	SJB
		Apr'd By:	MPG

SITE MAP AND FEATURES

American Jewish University, Brandeis-Bardin Campus
 1101 Peppertree Lane, Brandeis, California

FIGURE 2



LEGEND

- Soil Sampling Location
- Approximate Site Boundary
- Site Feature
- Intermittent Stream

Note
 Imagery downloaded from Esri ArcGIS Online, November 2022.

<p>Scale (Feet)</p>	<p>Projected Coordinate System Datum: NAD 1983 State Plane California Zone V Units: Feet</p>
---------------------	---

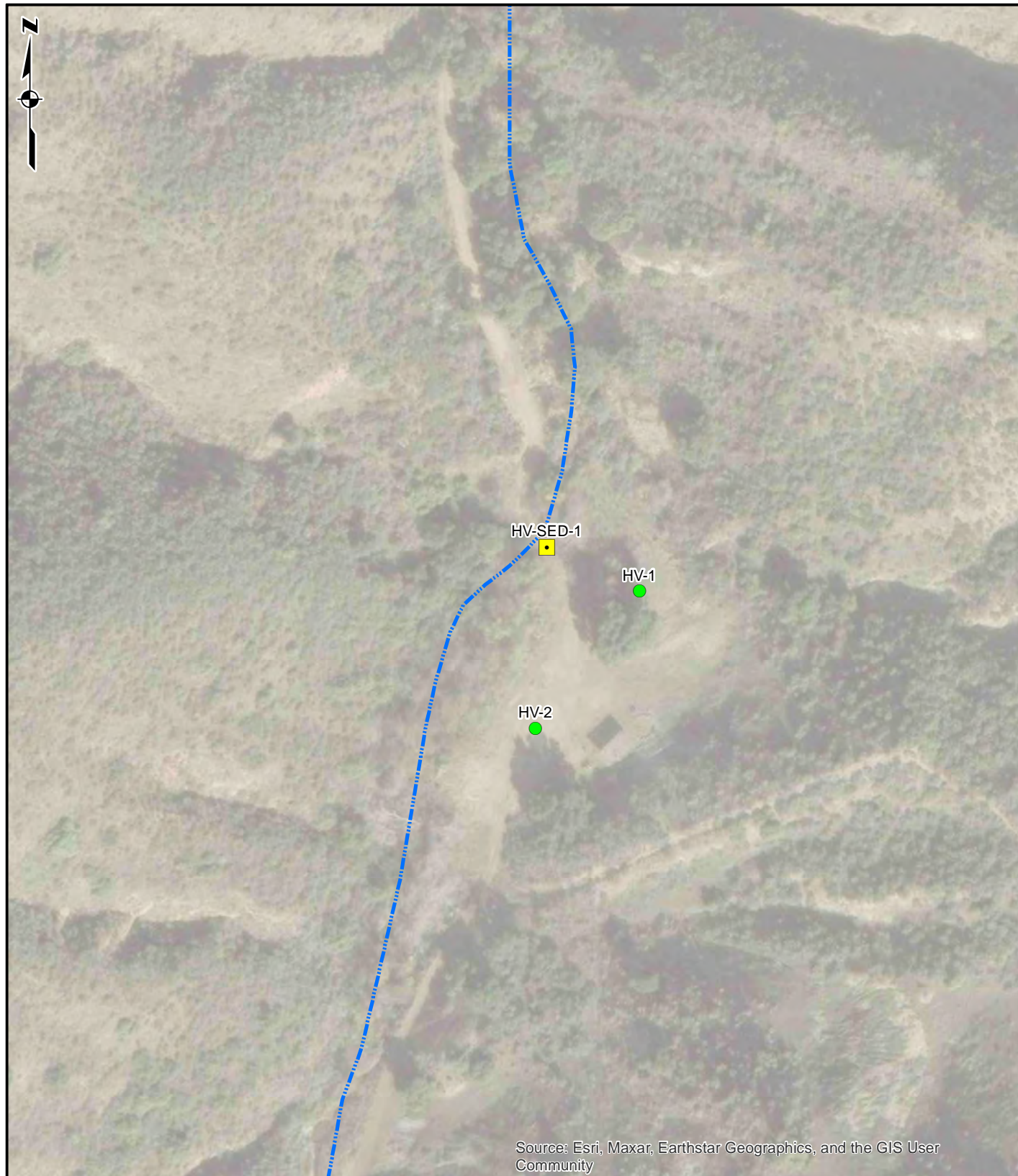


**MAIN CAMPUS AREA MAP
 AND SAMPLING LOCATIONS**

American Jewish University, Brandeis-Bardin Campus
 1101 Peppertree Lane, Brandeis, California

GSI Job No.	5182	Drawn By:	AV
Issued:	8-Aug-2025	Chk'd By:	SJB
Map ID:	AJU_MainCampusLand	Appv'd By:	MPG

FIGURE 3

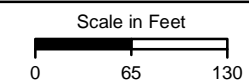


LEGEND

- Soil Sampling Location
- Sediment Sampling Location
- Intermittent Stream

HIDDEN VALLEY CAMP SAMPLING LOCATIONS

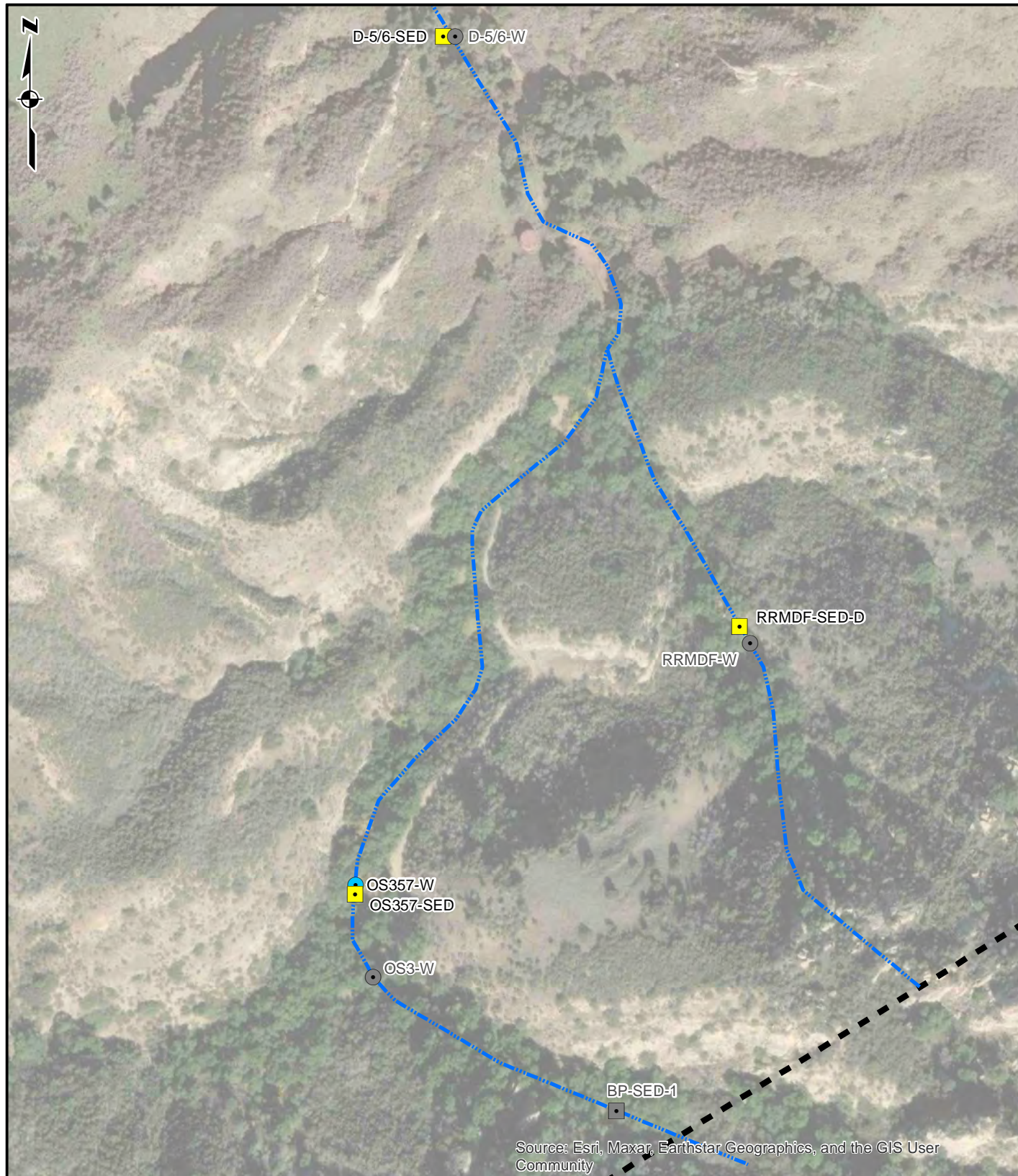
American Jewish University, Brandeis-Bardin Campus
1101 Peppertree Lane, Brandeis, California



State Plane
California Zone V
Datum: NAD 83

GSI Job No.	5182	Drawn By:	DM
Issued:	8-Aug-2025	Chk'd By:	SJB
Map ID:	AJU_HVC_0725	Appv'd By:	MPG

FIGURE 4



LEGEND

- Sediment Sampling Location
- Water Sampling Location
- Approximate Site Boundary
- Former Sediment Sampling Location
- Former Sampling Location
- - - - Intermittent Stream

**DRAINAGE AREA SAMPLING LOCATIONS
D-5/6-SED, RRMDf-SED-D, OS357-SED AND OS357-W**

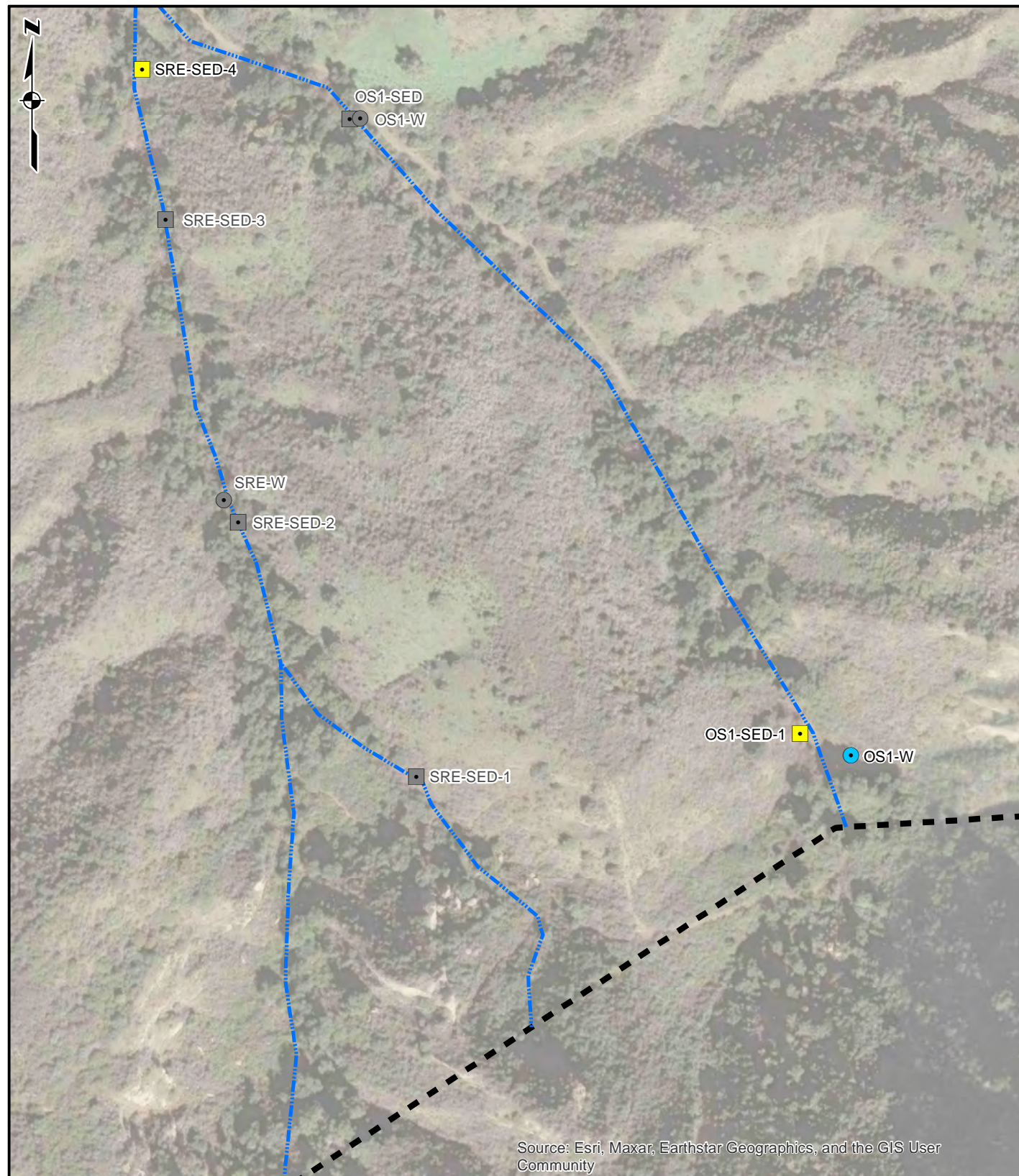
American Jewish University, Brandeis-Bardin Campus
1101 Peppertree Lane, Brandeis, California



State Plane
California Zone V
Datum: NAD 83

GSI Job No.	5182	Drawn By:	DM
Issued:	8-Aug-2025	Chk'd By:	SJB
Map ID:	AJU_BurnPit_0725	Appv'd By:	MPG

FIGURE 5



LEGEND

- Sediment Sampling Location
- Water Sampling Location
- Approximate Site Boundary
- Intermittent Stream
- Former Sediment Sampling Location
- Former Sampling Location

**DRAINAGE AREA SAMPLING LOCATIONS
SRE-SED-4, OS1-SED-1, AND OS1-W**

American Jewish University, Brandeis-Bardin Campus
1101 Peppertree Lane, Brandeis, California



State Plane
California Zone V
Datum: NAD 83

GSI Job No.	5182	Drawn By:	DM
Issued:	8-Aug-2025	Chk'd By:	SJB
Map ID:	AJU_SREOS1_0725	Appv'd By:	MPG

FIGURE 6



LEGEND

- Sediment Sampling Location - - - - - Intermittent Stream
- Water Sampling Location Approximate Site Boundary
- Former Sampling Location

**DRAINAGE AREA SAMPLING LOCATIONS
HV-SED AND HV-W**

American Jewish University, Brandeis-Bardin Campus
1101 Peppertree Lane, Brandeis, California



State Plane
California Zone V
Datum: NAD 83

GSI Job No.	5182	Drawn By:	DM
Issued:	8-Aug-2025	Chk'd By:	SJB
Map ID:	AJU_HV_0725	Appv'd By:	MPG

FIGURE 7

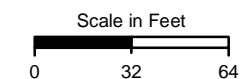


LEGEND

- Water Sampling Location
- Sediment Sampling Location
- Intermittent Stream
- Approximate Site Boundary

**OLD WELL CAMP DRAINAGE AREA
SAMPLING LOCATIONS - OW-SED-1**

American Jewish University, Brandeis-Bardin Campus
1101 Peppertree Lane, Brandeis, California






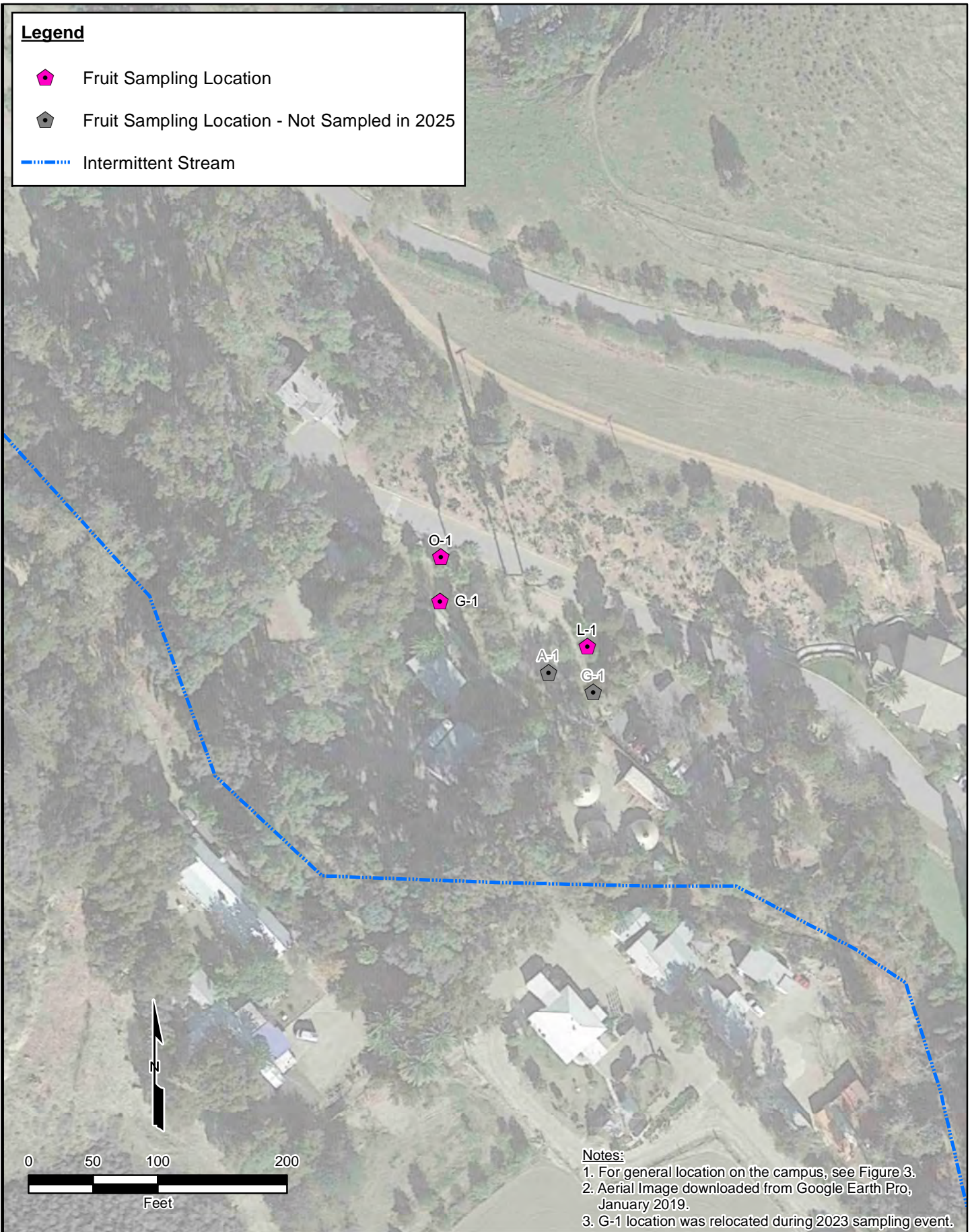
State Plane
California Zone V
Datum: NAD 83

GSI Job No.	5182	Drawn By:	DM
Issued:	8-Aug-2025	Chk'd By:	SJB
Map ID:	AJU_OWC_0725	Appv'd By:	MPG

FIGURE 8

Legend

-  Fruit Sampling Location
-  Fruit Sampling Location - Not Sampled in 2025
-  Intermittent Stream



Notes:

1. For general location on the campus, see Figure 3.
2. Aerial Image downloaded from Google Earth Pro, January 2019.
3. G-1 location was relocated during 2023 sampling event.



GSI Job No.	5182	Drawn by:	AV
Issued:	8-Aug-2025	Chk'd by:	SJB
Revised:		Aprv'd by:	MPG
Map ID:	AJU_FruitOrchard_0725	FIGURE 11	

FRUIT ORCHARD SAMPLING LOCATIONS

American Jewish University, Brandeis-Bardin Campus
1101 Peppertree Lane, Brandeis, California

2025 MONITORING REPORT
AJU Brandeis-Bardin Campus
Brandeis, CA

ATTACHMENTS

Attachment A. Analytical Laboratory Reports

Attachment B. Data Validation Summary

2025 MONITORING REPORT
AJU Brandeis-Bardin Campus
Brandeis, CA

ATTACHMENT A

Analytical Laboratory Reports



ANALYTICAL REPORT

PREPARED FOR

Attn: Skyler J Bowersmith
GSI Environmental Inc
2000 Powell Street
Suite 820
Emeryville, California 94608

Generated 6/25/2025 6:03:28 AM

JOB DESCRIPTION

5182 - AJU-BB

JOB NUMBER

570-234735-1

Eurofins Calscience

Job Notes

This report may not be reproduced except in full, and with written approval from the laboratory. The results relate only to the samples tested. For questions please contact the Project Manager at the e-mail address or telephone number listed on this page.

The test results in this report relate only to the samples as received by the laboratory and will meet all requirements of the methodology, with any exceptions noted. This report shall not be reproduced except in full, without the express written approval of the laboratory. All questions should be directed to the Eurofins Calscience Project Manager.

Authorization



Generated
6/25/2025 6:03:28 AM

Authorized for release by
Janice Hsu, Project Manager I
Janice.Hsu@et.eurofinsus.com
(657)210-6359



Table of Contents

Cover Page	1
Table of Contents	3
Definitions/Glossary	4
Case Narrative	5
Detection Summary	6
Client Sample Results	7
QC Sample Results	11
QC Association Summary	14
Lab Chronicle	15
Certification Summary	16
Method Summary	17
Sample Summary	18
Chain of Custody	19
Receipt Checklists	20

Definitions/Glossary

Client: GSI Environmental Inc
Project/Site: 5182 - AJU-BB

Job ID: 570-234735-1

Qualifiers

Metals

Qualifier	Qualifier Description
J	Result is less than the RL but greater than or equal to the MDL and the concentration is an approximate value.

Glossary

Abbreviation	These commonly used abbreviations may or may not be present in this report.
☼	Listed under the "D" column to designate that the result is reported on a dry weight basis
%R	Percent Recovery
CFL	Contains Free Liquid
CFU	Colony Forming Unit
CNF	Contains No Free Liquid
DER	Duplicate Error Ratio (normalized absolute difference)
Dil Fac	Dilution Factor
DL	Detection Limit (DoD/DOE)
DL, RA, RE, IN	Indicates a Dilution, Re-analysis, Re-extraction, or additional Initial metals/anion analysis of the sample
DLC	Decision Level Concentration (Radiochemistry)
EDL	Estimated Detection Limit (Dioxin)
LOD	Limit of Detection (DoD/DOE)
LOQ	Limit of Quantitation (DoD/DOE)
MCL	EPA recommended "Maximum Contaminant Level"
MDA	Minimum Detectable Activity (Radiochemistry)
MDC	Minimum Detectable Concentration (Radiochemistry)
MDL	Method Detection Limit
ML	Minimum Level (Dioxin)
MPN	Most Probable Number
MQL	Method Quantitation Limit
NC	Not Calculated
ND	Not Detected at the reporting limit (or MDL or EDL if shown)
NEG	Negative / Absent
POS	Positive / Present
PQL	Practical Quantitation Limit
PRES	Presumptive
QC	Quality Control
RER	Relative Error Ratio (Radiochemistry)
RL	Reporting Limit or Requested Limit (Radiochemistry)
RPD	Relative Percent Difference, a measure of the relative difference between two points
TEF	Toxicity Equivalent Factor (Dioxin)
TEQ	Toxicity Equivalent Quotient (Dioxin)
TNTC	Too Numerous To Count

Case Narrative

Client: GSI Environmental Inc
Project: 5182 - AJU-BB

Job ID: 570-234735-1

Job ID: 570-234735-1

Eurofins Calscience

Job Narrative 570-234735-1

Analytical test results meet all requirements of the associated regulatory program listed on the Accreditation/Certification Summary Page unless otherwise noted under the individual analysis. Data qualifiers and/or narrative comments are included to explain any exceptions, if applicable.

- Matrix QC may not be reported if insufficient sample is provided or site-specific QC samples were not submitted. In these situations, to demonstrate precision and accuracy at a batch level, a LCS/LCSD may be performed, unless otherwise specified in the method.
- Surrogate and/or isotope dilution analyte recoveries (if applicable) which are outside of the QC window are confirmed unless attributed to a dilution or otherwise noted in the narrative.

Regulated compliance samples (e.g. SDWA, NPDES) must comply with the associated agency requirements/permits.

Receipt

The samples were received on 6/16/2025 7:35 AM. Unless otherwise noted below, the samples arrived in good condition, and, where required, properly preserved and on ice. The temperature of the cooler at receipt time was 3.2°C.

HPLC/IC

No additional analytical or quality issues were noted, other than those described above or in the Definitions/ Glossary page.

Metals

Method 6010B - Total Recoverable: The matrix spike / matrix spike duplicate (MS/MSD) recoveries for preparation batch 570-586020 and analytical batch 570-586715 were outside control limits for one or more analytes. See QC Sample Results for detail. Sample matrix interference and/or non-homogeneity are suspected because the associated laboratory control sample (LCS) recovery is within acceptance limits.

No additional analytical or quality issues were noted, other than those described above or in the Definitions/ Glossary page.

Eurofins Calscience

Detection Summary

Client: GSI Environmental Inc
 Project/Site: 5182 - AJU-BB

Job ID: 570-234735-1

Client Sample ID: HV-W-250610

Lab Sample ID: 570-234735-1

Analyte	Result	Qualifier	RL	MDL	Unit	Dil Fac	D	Method	Prep Type
Barium	0.039		0.010	0.0011	mg/L	1		6010B	Total
Vanadium	0.0035	J	0.010	0.0024	mg/L	1		6010B	Recoverable Total Recoverable

Client Sample ID: OS1-W-250610

Lab Sample ID: 570-234735-2

Analyte	Result	Qualifier	RL	MDL	Unit	Dil Fac	D	Method	Prep Type
Barium	0.039		0.010	0.0011	mg/L	1		6010B	Total
Vanadium	0.0029	J	0.010	0.0024	mg/L	1		6010B	Recoverable Total Recoverable
Zinc	0.37		0.25	0.013	mg/L	1		6010B	Total Recoverable

Client Sample ID: OS357-W-250610

Lab Sample ID: 570-234735-3

Analyte	Result	Qualifier	RL	MDL	Unit	Dil Fac	D	Method	Prep Type
Barium	0.040		0.010	0.0011	mg/L	1		6010B	Total Recoverable

This Detection Summary does not include radiochemical test results.

Client Sample Results

Client: GSI Environmental Inc
Project/Site: 5182 - AJU-BB

Job ID: 570-234735-1

Method: EPA 314.0 - Perchlorate (IC)

Client Sample ID: HV-W-250610

Date Collected: 06/10/25 09:05

Date Received: 06/16/25 07:35

Lab Sample ID: 570-234735-1

Matrix: Water

Analyte	Result	Qualifier	RL	MDL	Unit	D	Prepared	Analyzed	Dil Fac
Perchlorate	ND		2.0	0.91	ug/L			06/25/25 00:15	1

Client Sample ID: OS1-W-250610

Date Collected: 06/10/25 13:30

Date Received: 06/16/25 07:35

Lab Sample ID: 570-234735-2

Matrix: Water

Analyte	Result	Qualifier	RL	MDL	Unit	D	Prepared	Analyzed	Dil Fac
Perchlorate	ND		2.0	0.91	ug/L			06/25/25 00:57	1

Client Sample ID: OS357-W-250610

Date Collected: 06/10/25 15:20

Date Received: 06/16/25 07:35

Lab Sample ID: 570-234735-3

Matrix: Water

Analyte	Result	Qualifier	RL	MDL	Unit	D	Prepared	Analyzed	Dil Fac
Perchlorate	ND		2.0	0.91	ug/L			06/25/25 01:38	1

Client Sample Results

Client: GSI Environmental Inc
Project/Site: 5182 - AJU-BB

Job ID: 570-234735-1

Method: SW846 6010B - Metals (ICP) - Total Recoverable

Client Sample ID: HV-W-250610

Date Collected: 06/10/25 09:05

Date Received: 06/16/25 07:35

Lab Sample ID: 570-234735-1

Matrix: Water

Analyte	Result	Qualifier	RL	MDL	Unit	D	Prepared	Analyzed	Dil Fac
Antimony	ND		0.10	0.025	mg/L		06/18/25 15:10	06/19/25 15:21	1
Arsenic	ND		0.10	0.020	mg/L		06/18/25 15:10	06/19/25 15:21	1
Barium	0.039		0.010	0.0011	mg/L		06/18/25 15:10	06/19/25 15:21	1
Beryllium	ND		0.010	0.0013	mg/L		06/18/25 15:10	06/19/25 15:21	1
Cadmium	ND		0.010	0.00062	mg/L		06/18/25 15:10	06/19/25 15:21	1
Chromium	ND		0.050	0.0030	mg/L		06/18/25 15:10	06/19/25 15:21	1
Cobalt	ND		0.050	0.00088	mg/L		06/18/25 15:10	06/19/25 15:21	1
Copper	ND		0.050	0.0027	mg/L		06/18/25 15:10	06/19/25 15:21	1
Lead	ND		0.050	0.0053	mg/L		06/18/25 15:10	06/19/25 15:21	1
Molybdenum	ND		0.050	0.0039	mg/L		06/18/25 15:10	06/19/25 15:21	1
Nickel	ND		0.050	0.0031	mg/L		06/18/25 15:10	06/19/25 15:21	1
Selenium	ND		0.050	0.016	mg/L		06/18/25 15:10	06/19/25 15:21	1
Silver	ND		0.010	0.0026	mg/L		06/18/25 15:10	06/19/25 15:21	1
Thallium	ND		0.050	0.010	mg/L		06/18/25 15:10	06/19/25 15:21	1
Vanadium	0.0035	J	0.010	0.0024	mg/L		06/18/25 15:10	06/19/25 15:21	1
Zinc	ND		0.25	0.013	mg/L		06/18/25 15:10	06/19/25 15:21	1

Client Sample ID: OS1-W-250610

Date Collected: 06/10/25 13:30

Date Received: 06/16/25 07:35

Lab Sample ID: 570-234735-2

Matrix: Water

Analyte	Result	Qualifier	RL	MDL	Unit	D	Prepared	Analyzed	Dil Fac
Antimony	ND		0.10	0.025	mg/L		06/18/25 15:10	06/19/25 15:23	1
Arsenic	ND		0.10	0.020	mg/L		06/18/25 15:10	06/19/25 15:23	1
Barium	0.039		0.010	0.0011	mg/L		06/18/25 15:10	06/19/25 15:23	1
Beryllium	ND		0.010	0.0013	mg/L		06/18/25 15:10	06/19/25 15:23	1
Cadmium	ND		0.010	0.00062	mg/L		06/18/25 15:10	06/19/25 15:23	1
Chromium	ND		0.050	0.0030	mg/L		06/18/25 15:10	06/19/25 15:23	1
Cobalt	ND		0.050	0.00088	mg/L		06/18/25 15:10	06/19/25 15:23	1
Copper	ND		0.050	0.0027	mg/L		06/18/25 15:10	06/19/25 15:23	1
Lead	ND		0.050	0.0053	mg/L		06/18/25 15:10	06/19/25 15:23	1
Molybdenum	ND		0.050	0.0039	mg/L		06/18/25 15:10	06/19/25 15:23	1
Nickel	ND		0.050	0.0031	mg/L		06/18/25 15:10	06/19/25 15:23	1
Selenium	ND		0.050	0.016	mg/L		06/18/25 15:10	06/19/25 15:23	1
Silver	ND		0.010	0.0026	mg/L		06/18/25 15:10	06/19/25 15:23	1
Thallium	ND		0.050	0.010	mg/L		06/18/25 15:10	06/19/25 15:23	1
Vanadium	0.0029	J	0.010	0.0024	mg/L		06/18/25 15:10	06/19/25 15:23	1
Zinc	0.37		0.25	0.013	mg/L		06/18/25 15:10	06/19/25 15:23	1

Client Sample ID: OS357-W-250610

Date Collected: 06/10/25 15:20

Date Received: 06/16/25 07:35

Lab Sample ID: 570-234735-3

Matrix: Water

Analyte	Result	Qualifier	RL	MDL	Unit	D	Prepared	Analyzed	Dil Fac
Antimony	ND		0.10	0.025	mg/L		06/18/25 15:10	06/19/25 15:25	1
Arsenic	ND		0.10	0.020	mg/L		06/18/25 15:10	06/19/25 15:25	1
Barium	0.040		0.010	0.0011	mg/L		06/18/25 15:10	06/19/25 15:25	1
Beryllium	ND		0.010	0.0013	mg/L		06/18/25 15:10	06/19/25 15:25	1
Cadmium	ND		0.010	0.00062	mg/L		06/18/25 15:10	06/19/25 15:25	1
Chromium	ND		0.050	0.0030	mg/L		06/18/25 15:10	06/19/25 15:25	1
Cobalt	ND		0.050	0.00088	mg/L		06/18/25 15:10	06/19/25 15:25	1
Copper	ND		0.050	0.0027	mg/L		06/18/25 15:10	06/19/25 15:25	1

Eurofins Calscience

Client Sample Results

Client: GSI Environmental Inc
Project/Site: 5182 - AJU-BB

Job ID: 570-234735-1

Method: SW846 6010B - Metals (ICP) - Total Recoverable (Continued)

Client Sample ID: OS357-W-250610

Date Collected: 06/10/25 15:20

Date Received: 06/16/25 07:35

Lab Sample ID: 570-234735-3

Matrix: Water

Analyte	Result	Qualifier	RL	MDL	Unit	D	Prepared	Analyzed	Dil Fac
Lead	ND		0.050	0.0053	mg/L		06/18/25 15:10	06/19/25 15:25	1
Molybdenum	ND		0.050	0.0039	mg/L		06/18/25 15:10	06/19/25 15:25	1
Nickel	ND		0.050	0.0031	mg/L		06/18/25 15:10	06/19/25 15:25	1
Selenium	ND		0.050	0.016	mg/L		06/18/25 15:10	06/19/25 15:25	1
Silver	ND		0.010	0.0026	mg/L		06/18/25 15:10	06/19/25 15:25	1
Thallium	ND		0.050	0.010	mg/L		06/18/25 15:10	06/19/25 15:25	1
Vanadium	ND		0.010	0.0024	mg/L		06/18/25 15:10	06/19/25 15:25	1
Zinc	ND		0.25	0.013	mg/L		06/18/25 15:10	06/19/25 15:25	1

Client Sample Results

Client: GSI Environmental Inc
 Project/Site: 5182 - AJU-BB

Job ID: 570-234735-1

Method: SW846 7470A - Mercury (CVAA)

Client Sample ID: HV-W-250610

Date Collected: 06/10/25 09:05

Date Received: 06/16/25 07:35

Lab Sample ID: 570-234735-1

Matrix: Water

Analyte	Result	Qualifier	RL	MDL	Unit	D	Prepared	Analyzed	Dil Fac
Mercury	ND		0.00020	0.00012	mg/L		06/17/25 07:00	06/17/25 11:29	1

Client Sample ID: OS1-W-250610

Date Collected: 06/10/25 13:30

Date Received: 06/16/25 07:35

Lab Sample ID: 570-234735-2

Matrix: Water

Analyte	Result	Qualifier	RL	MDL	Unit	D	Prepared	Analyzed	Dil Fac
Mercury	ND		0.00020	0.00012	mg/L		06/17/25 07:00	06/17/25 11:31	1

Client Sample ID: OS357-W-250610

Date Collected: 06/10/25 15:20

Date Received: 06/16/25 07:35

Lab Sample ID: 570-234735-3

Matrix: Water

Analyte	Result	Qualifier	RL	MDL	Unit	D	Prepared	Analyzed	Dil Fac
Mercury	ND		0.00020	0.00012	mg/L		06/17/25 07:00	06/17/25 11:33	1

QC Sample Results

Client: GSI Environmental Inc
Project/Site: 5182 - AJU-BB

Job ID: 570-234735-1

Method: 314.0 - Perchlorate (IC)

Lab Sample ID: MB 570-588624/15
Matrix: Water
Analysis Batch: 588624

Client Sample ID: Method Blank
Prep Type: Total/NA

Analyte	MB Result	MB Qualifier	RL	MDL	Unit	D	Prepared	Analyzed	Dil Fac
Perchlorate	ND		2.0	0.91	ug/L			06/24/25 17:18	1

Lab Sample ID: LCS 570-588624/16
Matrix: Water
Analysis Batch: 588624

Client Sample ID: Lab Control Sample
Prep Type: Total/NA

Analyte	Spike Added	LCS Result	LCS Qualifier	Unit	D	%Rec	%Rec Limits
Perchlorate	25.0	24.5		ug/L		98	85 - 115

Lab Sample ID: LCSD 570-588624/17
Matrix: Water
Analysis Batch: 588624

Client Sample ID: Lab Control Sample Dup
Prep Type: Total/NA

Analyte	Spike Added	LCSD Result	LCSD Qualifier	Unit	D	%Rec	%Rec Limits	RPD	RPD Limit
Perchlorate	25.0	24.5		ug/L		98	85 - 115	0	15

Method: 6010B - Metals (ICP)

Lab Sample ID: MB 570-586020/1-A
Matrix: Water
Analysis Batch: 586715

Client Sample ID: Method Blank
Prep Type: Total Recoverable
Prep Batch: 586020

Analyte	MB Result	MB Qualifier	RL	MDL	Unit	D	Prepared	Analyzed	Dil Fac
Antimony	ND		0.10	0.025	mg/L		06/18/25 15:10	06/19/25 14:57	1
Arsenic	ND		0.10	0.020	mg/L		06/18/25 15:10	06/19/25 14:57	1
Barium	ND		0.010	0.0011	mg/L		06/18/25 15:10	06/19/25 14:57	1
Beryllium	ND		0.010	0.0013	mg/L		06/18/25 15:10	06/19/25 14:57	1
Cadmium	ND		0.010	0.00062	mg/L		06/18/25 15:10	06/19/25 14:57	1
Chromium	ND		0.050	0.0030	mg/L		06/18/25 15:10	06/19/25 14:57	1
Cobalt	ND		0.050	0.00088	mg/L		06/18/25 15:10	06/19/25 14:57	1
Copper	ND		0.050	0.0027	mg/L		06/18/25 15:10	06/19/25 14:57	1
Lead	ND		0.050	0.0053	mg/L		06/18/25 15:10	06/19/25 14:57	1
Molybdenum	ND		0.050	0.0039	mg/L		06/18/25 15:10	06/19/25 14:57	1
Nickel	ND		0.050	0.0031	mg/L		06/18/25 15:10	06/19/25 14:57	1
Selenium	ND		0.050	0.016	mg/L		06/18/25 15:10	06/19/25 14:57	1
Silver	ND		0.010	0.0026	mg/L		06/18/25 15:10	06/19/25 14:57	1
Thallium	ND		0.050	0.010	mg/L		06/18/25 15:10	06/19/25 14:57	1
Vanadium	ND		0.010	0.0024	mg/L		06/18/25 15:10	06/19/25 14:57	1
Zinc	ND		0.25	0.013	mg/L		06/18/25 15:10	06/19/25 14:57	1

Lab Sample ID: LCS 570-586020/2-A
Matrix: Water
Analysis Batch: 586715

Client Sample ID: Lab Control Sample
Prep Type: Total Recoverable
Prep Batch: 586020

Analyte	Spike Added	LCS Result	LCS Qualifier	Unit	D	%Rec	%Rec Limits
Antimony	0.500	0.515		mg/L		103	80 - 120
Arsenic	0.500	0.491		mg/L		98	80 - 120
Barium	0.500	0.496		mg/L		99	80 - 120
Beryllium	0.500	0.490		mg/L		98	80 - 120
Cadmium	0.500	0.484		mg/L		97	80 - 120

Eurofins Calscience

QC Sample Results

Client: GSI Environmental Inc
Project/Site: 5182 - AJU-BB

Job ID: 570-234735-1

Method: 6010B - Metals (ICP) (Continued)

Lab Sample ID: LCS 570-586020/2-A
Matrix: Water
Analysis Batch: 586715

Client Sample ID: Lab Control Sample
Prep Type: Total Recoverable
Prep Batch: 586020

Analyte	Spike Added	LCS	LCS	Unit	D	%Rec	%Rec Limits
		Result	Qualifier				
Chromium	0.500	0.496		mg/L		99	80 - 120
Cobalt	0.500	0.488		mg/L		98	80 - 120
Copper	0.500	0.491		mg/L		98	80 - 120
Lead	0.500	0.497		mg/L		99	80 - 120
Molybdenum	0.500	0.502		mg/L		100	80 - 120
Nickel	0.500	0.499		mg/L		100	80 - 120
Selenium	0.500	0.471		mg/L		94	80 - 120
Silver	0.250	0.244		mg/L		98	80 - 120
Thallium	0.500	0.496		mg/L		99	80 - 120
Vanadium	0.500	0.492		mg/L		98	80 - 120
Zinc	0.500	0.491		mg/L		98	80 - 120

Lab Sample ID: LCSD 570-586020/3-A
Matrix: Water
Analysis Batch: 586715

Client Sample ID: Lab Control Sample Dup
Prep Type: Total Recoverable
Prep Batch: 586020

Analyte	Spike Added	LCSD	LCSD	Unit	D	%Rec	%Rec Limits	RPD	
		Result	Qualifier					RPD	Limit
Antimony	0.500	0.520		mg/L		104	80 - 120	1	20
Arsenic	0.500	0.506		mg/L		101	80 - 120	3	20
Barium	0.500	0.511		mg/L		102	80 - 120	3	20
Beryllium	0.500	0.503		mg/L		101	80 - 120	3	20
Cadmium	0.500	0.500		mg/L		100	80 - 120	3	20
Chromium	0.500	0.509		mg/L		102	80 - 120	3	20
Cobalt	0.500	0.506		mg/L		101	80 - 120	4	20
Copper	0.500	0.505		mg/L		101	80 - 120	3	20
Lead	0.500	0.509		mg/L		102	80 - 120	2	20
Molybdenum	0.500	0.512		mg/L		102	80 - 120	2	20
Nickel	0.500	0.511		mg/L		102	80 - 120	2	20
Selenium	0.500	0.483		mg/L		97	80 - 120	2	20
Silver	0.250	0.251		mg/L		100	80 - 120	3	20
Thallium	0.500	0.507		mg/L		101	80 - 120	2	20
Vanadium	0.500	0.501		mg/L		100	80 - 120	2	20
Zinc	0.500	0.509		mg/L		102	80 - 120	4	20

Method: 7470A - Mercury (CVAA)

Lab Sample ID: MB 570-585104/1-A
Matrix: Water
Analysis Batch: 585289

Client Sample ID: Method Blank
Prep Type: Total/NA
Prep Batch: 585104

Analyte	MB MB		RL	MDL	Unit	D	Prepared	Analyzed	Dil Fac
	Result	Qualifier							
Mercury	ND		0.00020	0.00012	mg/L		06/17/25 07:00	06/17/25 10:44	1

Lab Sample ID: LCS 570-585104/2-A
Matrix: Water
Analysis Batch: 585289

Client Sample ID: Lab Control Sample
Prep Type: Total/NA
Prep Batch: 585104

Analyte	Spike Added	LCS	LCS	Unit	D	%Rec	%Rec Limits
		Result	Qualifier				
Mercury	0.00800	0.00793		mg/L		99	80 - 120

Eurofins Calscience

QC Sample Results

Client: GSI Environmental Inc
Project/Site: 5182 - AJU-BB

Job ID: 570-234735-1

Method: 7470A - Mercury (CVAA) (Continued)

Lab Sample ID: LCSD 570-585104/3-A
Matrix: Water
Analysis Batch: 585289

Client Sample ID: Lab Control Sample Dup
Prep Type: Total/NA
Prep Batch: 585104

Analyte	Spike Added	LCSD Result	LCSD Qualifier	Unit	D	%Rec	%Rec Limits	RPD	RPD Limit
Mercury	0.00800	0.00810		mg/L		101	80 - 120	2	10

- 1
- 2
- 3
- 4
- 5
- 6
- 7
- 8
- 9
- 10
- 11
- 12
- 13
- 14

QC Association Summary

Client: GSI Environmental Inc
Project/Site: 5182 - AJU-BB

Job ID: 570-234735-1

HPLC/IC

Analysis Batch: 588624

Lab Sample ID	Client Sample ID	Prep Type	Matrix	Method	Prep Batch
570-234735-1	HV-W-250610	Total/NA	Water	314.0	
570-234735-2	OS1-W-250610	Total/NA	Water	314.0	
570-234735-3	OS357-W-250610	Total/NA	Water	314.0	
MB 570-588624/15	Method Blank	Total/NA	Water	314.0	
LCS 570-588624/16	Lab Control Sample	Total/NA	Water	314.0	
LCSD 570-588624/17	Lab Control Sample Dup	Total/NA	Water	314.0	

Metals

Prep Batch: 585104

Lab Sample ID	Client Sample ID	Prep Type	Matrix	Method	Prep Batch
570-234735-1	HV-W-250610	Total/NA	Water	7470A	
570-234735-2	OS1-W-250610	Total/NA	Water	7470A	
570-234735-3	OS357-W-250610	Total/NA	Water	7470A	
MB 570-585104/1-A	Method Blank	Total/NA	Water	7470A	
LCS 570-585104/2-A	Lab Control Sample	Total/NA	Water	7470A	
LCSD 570-585104/3-A	Lab Control Sample Dup	Total/NA	Water	7470A	

Analysis Batch: 585289

Lab Sample ID	Client Sample ID	Prep Type	Matrix	Method	Prep Batch
570-234735-1	HV-W-250610	Total/NA	Water	7470A	585104
570-234735-2	OS1-W-250610	Total/NA	Water	7470A	585104
570-234735-3	OS357-W-250610	Total/NA	Water	7470A	585104
MB 570-585104/1-A	Method Blank	Total/NA	Water	7470A	585104
LCS 570-585104/2-A	Lab Control Sample	Total/NA	Water	7470A	585104
LCSD 570-585104/3-A	Lab Control Sample Dup	Total/NA	Water	7470A	585104

Prep Batch: 586020

Lab Sample ID	Client Sample ID	Prep Type	Matrix	Method	Prep Batch
570-234735-1	HV-W-250610	Total Recoverable	Water	3005A	
570-234735-2	OS1-W-250610	Total Recoverable	Water	3005A	
570-234735-3	OS357-W-250610	Total Recoverable	Water	3005A	
MB 570-586020/1-A	Method Blank	Total Recoverable	Water	3005A	
LCS 570-586020/2-A	Lab Control Sample	Total Recoverable	Water	3005A	
LCSD 570-586020/3-A	Lab Control Sample Dup	Total Recoverable	Water	3005A	

Analysis Batch: 586715

Lab Sample ID	Client Sample ID	Prep Type	Matrix	Method	Prep Batch
570-234735-1	HV-W-250610	Total Recoverable	Water	6010B	586020
570-234735-2	OS1-W-250610	Total Recoverable	Water	6010B	586020
570-234735-3	OS357-W-250610	Total Recoverable	Water	6010B	586020
MB 570-586020/1-A	Method Blank	Total Recoverable	Water	6010B	586020
LCS 570-586020/2-A	Lab Control Sample	Total Recoverable	Water	6010B	586020
LCSD 570-586020/3-A	Lab Control Sample Dup	Total Recoverable	Water	6010B	586020

Lab Chronicle

Client: GSI Environmental Inc
 Project/Site: 5182 - AJU-BB

Job ID: 570-234735-1

Client Sample ID: HV-W-250610

Lab Sample ID: 570-234735-1

Date Collected: 06/10/25 09:05

Matrix: Water

Date Received: 06/16/25 07:35

Prep Type	Batch Type	Batch Method	Run	Dil Factor	Initial Amount	Final Amount	Batch Number	Prepared or Analyzed	Analyst	Lab
Total/NA	Analysis	314.0		1	4 mL	4 mL	588624	06/25/25 00:15	M5Z3	EET CAL 4
Instrument ID: IC13										
Total Recoverable	Prep	3005A			50 mL	50 mL	586020	06/18/25 15:10	PNB2	EET CAL 4
Total Recoverable	Analysis	6010B		1			586715	06/19/25 15:21	P1R	EET CAL 4
Instrument ID: ICP10										
Total/NA	Prep	7470A			25 mL	50 mL	585104	06/17/25 07:00	JP8N	EET CAL 4
Total/NA	Analysis	7470A		1			585289	06/17/25 11:29	RL6Q	EET CAL 4
Instrument ID: HG9										

Client Sample ID: OS1-W-250610

Lab Sample ID: 570-234735-2

Date Collected: 06/10/25 13:30

Matrix: Water

Date Received: 06/16/25 07:35

Prep Type	Batch Type	Batch Method	Run	Dil Factor	Initial Amount	Final Amount	Batch Number	Prepared or Analyzed	Analyst	Lab
Total/NA	Analysis	314.0		1	4 mL	4 mL	588624	06/25/25 00:57	M5Z3	EET CAL 4
Instrument ID: IC13										
Total Recoverable	Prep	3005A			50 mL	50 mL	586020	06/18/25 15:10	PNB2	EET CAL 4
Total Recoverable	Analysis	6010B		1			586715	06/19/25 15:23	P1R	EET CAL 4
Instrument ID: ICP10										
Total/NA	Prep	7470A			25 mL	50 mL	585104	06/17/25 07:00	JP8N	EET CAL 4
Total/NA	Analysis	7470A		1			585289	06/17/25 11:31	RL6Q	EET CAL 4
Instrument ID: HG9										

Client Sample ID: OS357-W-250610

Lab Sample ID: 570-234735-3

Date Collected: 06/10/25 15:20

Matrix: Water

Date Received: 06/16/25 07:35

Prep Type	Batch Type	Batch Method	Run	Dil Factor	Initial Amount	Final Amount	Batch Number	Prepared or Analyzed	Analyst	Lab
Total/NA	Analysis	314.0		1	4 mL	4 mL	588624	06/25/25 01:38	M5Z3	EET CAL 4
Instrument ID: IC13										
Total Recoverable	Prep	3005A			50 mL	50 mL	586020	06/18/25 15:10	PNB2	EET CAL 4
Total Recoverable	Analysis	6010B		1			586715	06/19/25 15:25	P1R	EET CAL 4
Instrument ID: ICP10										
Total/NA	Prep	7470A			25 mL	50 mL	585104	06/17/25 07:00	JP8N	EET CAL 4
Total/NA	Analysis	7470A		1			585289	06/17/25 11:33	RL6Q	EET CAL 4
Instrument ID: HG9										

Laboratory References:

EET CAL 4 = Eurofins Calscience Tustin, 2841 Dow Avenue, Tustin, CA 92780, TEL (714)895-5494

Accreditation/Certification Summary

Client: GSI Environmental Inc
Project/Site: 5182 - AJU-BB

Job ID: 570-234735-1

Laboratory: Eurofins Calscience

Unless otherwise noted, all analytes for this laboratory were covered under each accreditation/certification below.

Authority	Program	Identification Number	Expiration Date
California	State	3082	07-31-25

The following analytes are included in this report, but the laboratory is not certified by the governing authority. This list may include analytes for which the agency does not offer certification.

Analysis Method	Prep Method	Matrix	Analyte
314.0		Water	Perchlorate
Oregon	NELAP	4175	02-02-26

- 1
- 2
- 3
- 4
- 5
- 6
- 7
- 8
- 9
- 10
- 11
- 12
- 13
- 14

Method Summary

Client: GSI Environmental Inc
Project/Site: 5182 - AJU-BB

Job ID: 570-234735-1

Method	Method Description	Protocol	Laboratory
314.0	Perchlorate (IC)	EPA	EET CAL 4
6010B	Metals (ICP)	SW846	EET CAL 4
7470A	Mercury (CVAA)	SW846	EET CAL 4
3005A	Preparation, Total Recoverable or Dissolved Metals	SW846	EET CAL 4
7470A	Preparation, Mercury	SW846	EET CAL 4

Protocol References:

EPA = US Environmental Protection Agency

SW846 = "Test Methods For Evaluating Solid Waste, Physical/Chemical Methods", Third Edition, November 1986 And Its Updates.

Laboratory References:

EET CAL 4 = Eurofins Calscience Tustin, 2841 Dow Avenue, Tustin, CA 92780, TEL (714)895-5494




Sample Summary

Client: GSI Environmental Inc
Project/Site: 5182 - AJU-BB

Job ID: 570-234735-1

Lab Sample ID	Client Sample ID	Matrix	Collected	Received
570-234735-1	HV-W-250610	Water	06/10/25 09:05	06/16/25 07:35
570-234735-2	OS1-W-250610	Water	06/10/25 13:30	06/16/25 07:35
570-234735-3	OS357-W-250610	Water	06/10/25 15:20	06/16/25 07:35

- 1
- 2
- 3
- 4
- 5
- 6
- 7
- 8
- 9
- 10
- 11
- 12
- 13
- 14



FROM: GSI Environmental Inc. 2000 Powell Street, Suite 820 Emeryville, CA 94608		PROJECT NAME: <u>AJU-BB</u>				PROJECT NO.: <u>5182</u>													
TEL: (510) 463-8484		PROJECT CONTACT: <u>Matt Goerz, Skyler Bowersmith</u>				LAB CONTACT: <u>Afsaneh Salimpour (Pleasanton)</u>													
E-MAIL: <u>mpgoerz@gsi-net.com; sibowersmith@gsi-net.com</u>		GLOBAL ID: <u>--</u>				SAMPLER(S): (PRINT) <u>AG SJB</u>													
LABORATORY: <u>Eurofins Calscience</u>						REQUESTED ANALYSES Please check box or fill in blank as needed.													
TURNAROUND TIME: <input type="checkbox"/> SAME DAY <input type="checkbox"/> 24 HR <input type="checkbox"/> 48 HR <input type="checkbox"/> 72 HR <input type="checkbox"/> 5 DAYS <input checked="" type="checkbox"/> STANDARD						<table border="1" style="width:100%; border-collapse: collapse;"> <tr> <td style="width: 5%;">Unpreserved</td> <td style="width: 5%;">Preserved</td> <td style="width: 5%;">Field Filtered</td> <td style="width: 10%;">Title 22 Metals (6010/7470)</td> <td style="width: 10%;">Perchlorate (314.0)</td> <td style="width: 10%;"></td> <td style="width: 10%;"></td> <td style="width: 10%;"></td> <td style="width: 10%;"></td> <td style="width: 10%;"></td> </tr> </table>				Unpreserved	Preserved	Field Filtered	Title 22 Metals (6010/7470)	Perchlorate (314.0)					
Unpreserved	Preserved	Field Filtered	Title 22 Metals (6010/7470)	Perchlorate (314.0)															
SPECIAL INSTRUCTIONS:																			
LAB USE ONLY	SAMPLE ID	SAMPLING		MATRIX	NO. OF CONT.	Unpreserved	Preserved	Field Filtered	Title 22 Metals (6010/7470)	Perchlorate (314.0)									
		DATE	TIME																
<u>1</u>	<u>HV-W-250610</u>	<u>6/10/25</u>	<u>0905</u>	<u>W</u>	<u>2</u>	<u>X</u>	<u>X</u>		<u>X</u>	<u>X</u>									
<u>2</u>	<u>051-W-250610</u>	<u> </u>	<u>1330</u>	<u>W</u>	<u>2</u>	<u>X</u>	<u>X</u>		<u>X</u>	<u>X</u>									
<u>3</u>	<u>05357-W-250610</u>	<u> </u>	<u>1520</u>	<u>W</u>	<u>2</u>	<u>X</u>	<u>X</u>		<u>X</u>	<u>X</u>									
 																			
Relinquished by: (Signature) <u>[Signature]</u>						Received by: (Signature) <u>[Signature]</u>						Date: <u>6/10/25</u>		Time: <u>0735</u>					
Relinquished by: (Signature) <u>[Signature]</u>						Received by: (Signature) <u>[Signature]</u>						Date: <u>6/10/25</u>		Time: <u>0735</u>					
Relinquished by: (Signature)						Received by: (Signature)						Date:		Time:					

1
2
3
4
5
6
7
8
9
10
11
12
13
14

27/3.2 SCW

Login Sample Receipt Checklist

Client: GSI Environmental Inc

Job Number: 570-234735-1

Login Number: 234735

List Number: 1

Creator: Vitente, Precy

List Source: Eurofins Calscience

Question	Answer	Comment
Radioactivity wasn't checked or is <=/ background as measured by a survey meter.	N/A	
The cooler's custody seal, if present, is intact.	True	
Sample custody seals, if present, are intact.	True	
The cooler or samples do not appear to have been compromised or tampered with.	True	
Samples were received on ice.	True	
Cooler Temperature is acceptable.	True	
Cooler Temperature is recorded.	True	
COC is present.	True	
COC is filled out in ink and legible.	True	
COC is filled out with all pertinent information.	True	
Is the Field Sampler's name present on COC?	True	
There are no discrepancies between the containers received and the COC.	True	
Samples are received within Holding Time (excluding tests with immediate HTs)	True	
Sample containers have legible labels.	True	
Containers are not broken or leaking.	True	
Sample collection date/times are provided.	True	
Appropriate sample containers are used.	True	
Sample bottles are completely filled.	True	
Sample Preservation Verified.	True	
There is sufficient vol. for all requested analyses, incl. any requested MS/MSDs	True	
Containers requiring zero headspace have no headspace or bubble is <6mm (1/4").	True	
Multiphasic samples are not present.	True	
Samples do not require splitting or compositing.	True	
Residual Chlorine Checked.	N/A	



ANALYTICAL REPORT

PREPARED FOR

Attn: Skyler J Bowersmith
GSI Environmental Inc
2000 Powell Street
Suite 820
Emeryville, California 94608

Generated 6/26/2025 10:28:32 AM

JOB DESCRIPTION

5182 - AJU -BB

JOB NUMBER

570-234737-1

Eurofins Calscience

Job Notes

This report may not be reproduced except in full, and with written approval from the laboratory. The results relate only to the samples tested. For questions please contact the Project Manager at the e-mail address or telephone number listed on this page.

The test results in this report relate only to the samples as received by the laboratory and will meet all requirements of the methodology, with any exceptions noted. This report shall not be reproduced except in full, without the express written approval of the laboratory. All questions should be directed to the Eurofins Calscience Project Manager.

Authorization



Generated
6/26/2025 10:28:32 AM

Authorized for release by
Janice Hsu, Project Manager I
Janice.Hsu@et.eurofinsus.com
(657)210-6359



Table of Contents

Cover Page	1
Table of Contents	3
Definitions/Glossary	4
Case Narrative	5
Detection Summary	6
Client Sample Results	11
QC Sample Results	21
QC Association Summary	25
Lab Chronicle	28
Certification Summary	33
Method Summary	34
Sample Summary	35
Chain of Custody	36
Receipt Checklists	37

Definitions/Glossary

Client: GSI Environmental Inc
Project/Site: 5182 - AJU -BB

Job ID: 570-234737-1

Qualifiers

HPLC/IC

Qualifier	Qualifier Description
F1	MS and/or MSD recovery exceeds control limits.

Metals

Qualifier	Qualifier Description
F1	MS and/or MSD recovery exceeds control limits.
F2	MS/MSD RPD exceeds control limits
J	Result is less than the RL but greater than or equal to the MDL and the concentration is an approximate value.

Glossary

Abbreviation	These commonly used abbreviations may or may not be present in this report.
☼	Listed under the "D" column to designate that the result is reported on a dry weight basis
%R	Percent Recovery
CFL	Contains Free Liquid
CFU	Colony Forming Unit
CNF	Contains No Free Liquid
DER	Duplicate Error Ratio (normalized absolute difference)
Dil Fac	Dilution Factor
DL	Detection Limit (DoD/DOE)
DL, RA, RE, IN	Indicates a Dilution, Re-analysis, Re-extraction, or additional Initial metals/anion analysis of the sample
DLC	Decision Level Concentration (Radiochemistry)
EDL	Estimated Detection Limit (Dioxin)
LOD	Limit of Detection (DoD/DOE)
LOQ	Limit of Quantitation (DoD/DOE)
MCL	EPA recommended "Maximum Contaminant Level"
MDA	Minimum Detectable Activity (Radiochemistry)
MDC	Minimum Detectable Concentration (Radiochemistry)
MDL	Method Detection Limit
ML	Minimum Level (Dioxin)
MPN	Most Probable Number
MQL	Method Quantitation Limit
NC	Not Calculated
ND	Not Detected at the reporting limit (or MDL or EDL if shown)
NEG	Negative / Absent
POS	Positive / Present
PQL	Practical Quantitation Limit
PRES	Presumptive
QC	Quality Control
RER	Relative Error Ratio (Radiochemistry)
RL	Reporting Limit or Requested Limit (Radiochemistry)
RPD	Relative Percent Difference, a measure of the relative difference between two points
TEF	Toxicity Equivalent Factor (Dioxin)
TEQ	Toxicity Equivalent Quotient (Dioxin)
TNTC	Too Numerous To Count

Case Narrative

Client: GSI Environmental Inc
Project: 5182 - AJU -BB

Job ID: 570-234737-1

Job ID: 570-234737-1

Eurofins Calscience

Job Narrative 570-234737-1

Analytical test results meet all requirements of the associated regulatory program listed on the Accreditation/Certification Summary Page unless otherwise noted under the individual analysis. Data qualifiers and/or narrative comments are included to explain any exceptions, if applicable.

- Matrix QC may not be reported if insufficient sample is provided or site-specific QC samples were not submitted. In these situations, to demonstrate precision and accuracy at a batch level, a LCS/LCSD may be performed, unless otherwise specified in the method.
- Surrogate and/or isotope dilution analyte recoveries (if applicable) which are outside of the QC window are confirmed unless attributed to a dilution or otherwise noted in the narrative.

Regulated compliance samples (e.g. SDWA, NPDES) must comply with the associated agency requirements/permits.

Receipt

The samples were received on 6/16/2025 7:35 AM. Unless otherwise noted below, the samples arrived in good condition, and, where required, properly preserved and on ice. The temperature of the cooler at receipt time was 3.2°C.

HPLC/IC

Method 314.0: The matrix spike (MS) recovery for preparation batch 570-588861 and analytical batch 570-589162 were outside control limits. Sample matrix interference is suspected because the associated laboratory control sample (LCS) recovery was within acceptance limits.

No additional analytical or quality issues were noted, other than those described above or in the Definitions/ Glossary page.

Metals

Method 6010B: The matrix spike / matrix spike duplicate (MS/MSD) recoveries for preparation batch 570-587844 and analytical batch 570-589041 were outside control limits for one or more analytes. See QC Sample Results for detail. Sample matrix interference and/or non-homogeneity are suspected because the associated laboratory control sample (LCS) recovery is within acceptance limits.

Method 7471A: The matrix spike / matrix spike duplicate (MS/MSD) recoveries and precision for preparation batch 570-586223 and analytical batch 570-586469 were outside control limits. Sample matrix interference and/or non-homogeneity are suspected because the associated laboratory control sample / laboratory sample control duplicate (LCS/LCSD) precision was within acceptance limits.

No additional analytical or quality issues were noted, other than those described above or in the Definitions/ Glossary page.

Eurofins Calscience

Detection Summary

Client: GSI Environmental Inc
Project/Site: 5182 - AJU -BB

Job ID: 570-234737-1

Client Sample ID: OW-SED-1-250610

Lab Sample ID: 570-234737-1

Analyte	Result	Qualifier	RL	MDL	Unit	Dil Fac	D	Method	Prep Type
Arsenic	2.2	J	3.1	1.4	mg/Kg	5		6010B	Total/NA
Barium	56		3.1	0.14	mg/Kg	5		6010B	Total/NA
Beryllium	0.29	J	0.51	0.070	mg/Kg	5		6010B	Total/NA
Chromium	11		1.0	0.19	mg/Kg	5		6010B	Total/NA
Cobalt	3.6		1.0	0.21	mg/Kg	5		6010B	Total/NA
Copper	6.8		2.0	0.98	mg/Kg	5		6010B	Total/NA
Lead	6.4		2.0	0.42	mg/Kg	5		6010B	Total/NA
Nickel	6.9		2.0	0.37	mg/Kg	5		6010B	Total/NA
Vanadium	22		1.0	0.17	mg/Kg	5		6010B	Total/NA
Zinc	41		5.1	1.2	mg/Kg	5		6010B	Total/NA

Client Sample ID: HV-1-250610

Lab Sample ID: 570-234737-2

Analyte	Result	Qualifier	RL	MDL	Unit	Dil Fac	D	Method	Prep Type
Arsenic	5.5		3.0	1.4	mg/Kg	5		6010B	Total/NA
Barium	62		3.0	0.14	mg/Kg	5		6010B	Total/NA
Beryllium	0.33	J	0.50	0.069	mg/Kg	5		6010B	Total/NA
Cadmium	0.16	J	0.50	0.16	mg/Kg	5		6010B	Total/NA
Chromium	11		1.0	0.19	mg/Kg	5		6010B	Total/NA
Cobalt	3.5		1.0	0.21	mg/Kg	5		6010B	Total/NA
Copper	6.7		2.0	0.96	mg/Kg	5		6010B	Total/NA
Lead	2.7		2.0	0.41	mg/Kg	5		6010B	Total/NA
Nickel	6.0		2.0	0.36	mg/Kg	5		6010B	Total/NA
Vanadium	18		1.0	0.17	mg/Kg	5		6010B	Total/NA
Zinc	40		5.0	1.2	mg/Kg	5		6010B	Total/NA

Client Sample ID: HV-2-250610

Lab Sample ID: 570-234737-3

Analyte	Result	Qualifier	RL	MDL	Unit	Dil Fac	D	Method	Prep Type
Arsenic	4.0		3.0	1.4	mg/Kg	5		6010B	Total/NA
Barium	44		3.0	0.14	mg/Kg	5		6010B	Total/NA
Beryllium	0.25	J	0.50	0.069	mg/Kg	5		6010B	Total/NA
Chromium	11		1.0	0.19	mg/Kg	5		6010B	Total/NA
Cobalt	3.3		1.0	0.20	mg/Kg	5		6010B	Total/NA
Copper	7.7		2.0	0.95	mg/Kg	5		6010B	Total/NA
Lead	7.6		2.0	0.41	mg/Kg	5		6010B	Total/NA
Nickel	7.2		2.0	0.36	mg/Kg	5		6010B	Total/NA
Silver	1.3	J	1.5	0.14	mg/Kg	5		6010B	Total/NA
Vanadium	18		1.0	0.17	mg/Kg	5		6010B	Total/NA
Zinc	41		5.0	1.2	mg/Kg	5		6010B	Total/NA

Client Sample ID: HV-SED-1-250610

Lab Sample ID: 570-234737-4

Analyte	Result	Qualifier	RL	MDL	Unit	Dil Fac	D	Method	Prep Type
Arsenic	1.8	J	3.1	1.4	mg/Kg	5		6010B	Total/NA
Barium	21		3.1	0.14	mg/Kg	5		6010B	Total/NA
Beryllium	0.13	J	0.51	0.070	mg/Kg	5		6010B	Total/NA
Chromium	4.8		1.0	0.19	mg/Kg	5		6010B	Total/NA
Cobalt	1.5		1.0	0.21	mg/Kg	5		6010B	Total/NA
Copper	3.7		2.0	0.98	mg/Kg	5		6010B	Total/NA
Lead	3.7		2.0	0.42	mg/Kg	5		6010B	Total/NA
Nickel	3.2		2.0	0.37	mg/Kg	5		6010B	Total/NA

This Detection Summary does not include radiochemical test results.

Eurofins Calscience

Detection Summary

Client: GSI Environmental Inc
Project/Site: 5182 - AJU -BB

Job ID: 570-234737-1

Client Sample ID: HV-SED-1-250610 (Continued)

Lab Sample ID: 570-234737-4

Analyte	Result	Qualifier	RL	MDL	Unit	Dil Fac	D	Method	Prep Type
Silver	1.1	J	1.5	0.15	mg/Kg	5		6010B	Total/NA
Vanadium	9.2		1.0	0.17	mg/Kg	5		6010B	Total/NA
Zinc	18		5.1	1.2	mg/Kg	5		6010B	Total/NA

Client Sample ID: HV-SED-250610

Lab Sample ID: 570-234737-5

Analyte	Result	Qualifier	RL	MDL	Unit	Dil Fac	D	Method	Prep Type
Arsenic	2.1	J	3.0	1.4	mg/Kg	5		6010B	Total/NA
Barium	25		3.0	0.14	mg/Kg	5		6010B	Total/NA
Beryllium	0.13	J	0.50	0.069	mg/Kg	5		6010B	Total/NA
Chromium	6.8		1.0	0.19	mg/Kg	5		6010B	Total/NA
Cobalt	1.7		1.0	0.21	mg/Kg	5		6010B	Total/NA
Copper	3.2		2.0	0.96	mg/Kg	5		6010B	Total/NA
Lead	3.5		2.0	0.41	mg/Kg	5		6010B	Total/NA
Nickel	3.6		2.0	0.36	mg/Kg	5		6010B	Total/NA
Vanadium	13		1.0	0.17	mg/Kg	5		6010B	Total/NA
Zinc	20		5.0	1.2	mg/Kg	5		6010B	Total/NA

Client Sample ID: D-5/6-SED-250610

Lab Sample ID: 570-234737-6

Analyte	Result	Qualifier	RL	MDL	Unit	Dil Fac	D	Method	Prep Type
Arsenic	4.3		3.0	1.4	mg/Kg	5		6010B	Total/NA
Barium	46		3.0	0.14	mg/Kg	5		6010B	Total/NA
Beryllium	0.31	J	0.50	0.069	mg/Kg	5		6010B	Total/NA
Chromium	10		1.0	0.19	mg/Kg	5		6010B	Total/NA
Cobalt	4.5		1.0	0.21	mg/Kg	5		6010B	Total/NA
Copper	8.4		2.0	0.96	mg/Kg	5		6010B	Total/NA
Lead	4.8		2.0	0.41	mg/Kg	5		6010B	Total/NA
Nickel	8.1		2.0	0.36	mg/Kg	5		6010B	Total/NA
Vanadium	24		1.0	0.17	mg/Kg	5		6010B	Total/NA
Zinc	42		5.0	1.2	mg/Kg	5		6010B	Total/NA

Client Sample ID: CIT-1-250610

Lab Sample ID: 570-234737-7

Analyte	Result	Qualifier	RL	MDL	Unit	Dil Fac	D	Method	Prep Type
Arsenic	4.0		3.0	1.4	mg/Kg	5		6010B	Total/NA
Barium	56		3.0	0.14	mg/Kg	5		6010B	Total/NA
Beryllium	0.43	J	0.51	0.070	mg/Kg	5		6010B	Total/NA
Chromium	12		1.0	0.19	mg/Kg	5		6010B	Total/NA
Cobalt	5.0		1.0	0.21	mg/Kg	5		6010B	Total/NA
Copper	9.3		2.0	0.97	mg/Kg	5		6010B	Total/NA
Lead	12		2.0	0.41	mg/Kg	5		6010B	Total/NA
Nickel	7.4		2.0	0.37	mg/Kg	5		6010B	Total/NA
Vanadium	25		1.0	0.17	mg/Kg	5		6010B	Total/NA
Zinc	76		5.1	1.2	mg/Kg	5		6010B	Total/NA

Client Sample ID: TF-1-250610

Lab Sample ID: 570-234737-8

Analyte	Result	Qualifier	RL	MDL	Unit	Dil Fac	D	Method	Prep Type
Arsenic	5.6		3.0	1.4	mg/Kg	5		6010B	Total/NA
Barium	86		3.0	0.14	mg/Kg	5		6010B	Total/NA
Beryllium	0.37	J	0.51	0.070	mg/Kg	5		6010B	Total/NA
Chromium	13		1.0	0.19	mg/Kg	5		6010B	Total/NA

This Detection Summary does not include radiochemical test results.

Eurofins Calscience

Detection Summary

Client: GSI Environmental Inc
Project/Site: 5182 - AJU -BB

Job ID: 570-234737-1

Client Sample ID: TF-1-250610 (Continued)

Lab Sample ID: 570-234737-8

Analyte	Result	Qualifier	RL	MDL	Unit	Dil Fac	D	Method	Prep Type
Cobalt	6.4		1.0	0.21	mg/Kg	5		6010B	Total/NA
Copper	19		2.0	0.97	mg/Kg	5		6010B	Total/NA
Lead	8.0		2.0	0.42	mg/Kg	5		6010B	Total/NA
Molybdenum	0.63	J	2.0	0.52	mg/Kg	5		6010B	Total/NA
Nickel	9.7		2.0	0.37	mg/Kg	5		6010B	Total/NA
Vanadium	32		1.0	0.17	mg/Kg	5		6010B	Total/NA
Zinc	51		5.1	1.2	mg/Kg	5		6010B	Total/NA

Client Sample ID: KC-1-250610

Lab Sample ID: 570-234737-9

Analyte	Result	Qualifier	RL	MDL	Unit	Dil Fac	D	Method	Prep Type
Arsenic	4.6		3.0	1.4	mg/Kg	5		6010B	Total/NA
Barium	35		3.0	0.14	mg/Kg	5		6010B	Total/NA
Beryllium	0.24	J	0.50	0.068	mg/Kg	5		6010B	Total/NA
Chromium	8.9		0.99	0.18	mg/Kg	5		6010B	Total/NA
Cobalt	3.5		0.99	0.20	mg/Kg	5		6010B	Total/NA
Copper	6.4		2.0	0.95	mg/Kg	5		6010B	Total/NA
Lead	6.7		2.0	0.40	mg/Kg	5		6010B	Total/NA
Nickel	6.0		2.0	0.36	mg/Kg	5		6010B	Total/NA
Vanadium	18		0.99	0.17	mg/Kg	5		6010B	Total/NA
Zinc	35		5.0	1.1	mg/Kg	5		6010B	Total/NA

Client Sample ID: GF-1-250610

Lab Sample ID: 570-234737-10

Analyte	Result	Qualifier	RL	MDL	Unit	Dil Fac	D	Method	Prep Type
Arsenic	1.7	J	3.0	1.4	mg/Kg	5		6010B	Total/NA
Barium	24		3.0	0.14	mg/Kg	5		6010B	Total/NA
Beryllium	0.17	J	0.49	0.068	mg/Kg	5		6010B	Total/NA
Chromium	5.6		0.99	0.18	mg/Kg	5		6010B	Total/NA
Cobalt	2.0		0.99	0.20	mg/Kg	5		6010B	Total/NA
Copper	4.8		2.0	0.94	mg/Kg	5		6010B	Total/NA
Lead	4.4		2.0	0.40	mg/Kg	5		6010B	Total/NA
Nickel	3.7		2.0	0.36	mg/Kg	5		6010B	Total/NA
Vanadium	12		0.99	0.17	mg/Kg	5		6010B	Total/NA
Zinc	44		4.9	1.1	mg/Kg	5		6010B	Total/NA

Client Sample ID: AT-1-250610

Lab Sample ID: 570-234737-11

Analyte	Result	Qualifier	RL	MDL	Unit	Dil Fac	D	Method	Prep Type
Arsenic	4.1		3.0	1.4	mg/Kg	5		6010B	Total/NA
Barium	28		3.0	0.14	mg/Kg	5		6010B	Total/NA
Beryllium	0.14	J	0.51	0.070	mg/Kg	5		6010B	Total/NA
Chromium	10		1.0	0.19	mg/Kg	5		6010B	Total/NA
Cobalt	1.9		1.0	0.21	mg/Kg	5		6010B	Total/NA
Copper	12		2.0	0.97	mg/Kg	5		6010B	Total/NA
Lead	2.5		2.0	0.41	mg/Kg	5		6010B	Total/NA
Nickel	3.6		2.0	0.37	mg/Kg	5		6010B	Total/NA
Vanadium	9.7		1.0	0.17	mg/Kg	5		6010B	Total/NA
Zinc	33		5.1	1.2	mg/Kg	5		6010B	Total/NA

This Detection Summary does not include radiochemical test results.

Eurofins Calscience

Detection Summary

Client: GSI Environmental Inc
Project/Site: 5182 - AJU -BB

Job ID: 570-234737-1

Client Sample ID: OS1-SED-1-250610

Lab Sample ID: 570-234737-12

Analyte	Result	Qualifier	RL	MDL	Unit	Dil Fac	D	Method	Prep Type
Arsenic	3.1		3.0	1.4	mg/Kg	5		6010B	Total/NA
Barium	63		3.0	0.14	mg/Kg	5		6010B	Total/NA
Beryllium	0.37	J	0.51	0.070	mg/Kg	5		6010B	Total/NA
Chromium	15		1.0	0.19	mg/Kg	5		6010B	Total/NA
Cobalt	4.6		1.0	0.21	mg/Kg	5		6010B	Total/NA
Copper	8.1		2.0	0.97	mg/Kg	5		6010B	Total/NA
Lead	4.8		2.0	0.41	mg/Kg	5		6010B	Total/NA
Nickel	8.5		2.0	0.37	mg/Kg	5		6010B	Total/NA
Vanadium	29		1.0	0.17	mg/Kg	5		6010B	Total/NA
Zinc	42		5.1	1.2	mg/Kg	5		6010B	Total/NA

Client Sample ID: SRE-SED-4-250610

Lab Sample ID: 570-234737-13

Analyte	Result	Qualifier	RL	MDL	Unit	Dil Fac	D	Method	Prep Type
Arsenic	4.2		3.0	1.4	mg/Kg	5		6010B	Total/NA
Barium	61		3.0	0.14	mg/Kg	5		6010B	Total/NA
Beryllium	0.47	J	0.51	0.070	mg/Kg	5		6010B	Total/NA
Chromium	14		1.0	0.19	mg/Kg	5		6010B	Total/NA
Cobalt	6.0		1.0	0.21	mg/Kg	5		6010B	Total/NA
Copper	11		2.0	0.97	mg/Kg	5		6010B	Total/NA
Lead	7.8		2.0	0.42	mg/Kg	5		6010B	Total/NA
Nickel	8.4		2.0	0.37	mg/Kg	5		6010B	Total/NA
Vanadium	30		1.0	0.17	mg/Kg	5		6010B	Total/NA
Zinc	48		5.1	1.2	mg/Kg	5		6010B	Total/NA

Client Sample ID: OS357-SED-250610

Lab Sample ID: 570-234737-14

Analyte	Result	Qualifier	RL	MDL	Unit	Dil Fac	D	Method	Prep Type
Arsenic	8.0		3.0	1.4	mg/Kg	5		6010B	Total/NA
Barium	84		3.0	0.14	mg/Kg	5		6010B	Total/NA
Beryllium	0.51		0.51	0.070	mg/Kg	5		6010B	Total/NA
Chromium	19		1.0	0.19	mg/Kg	5		6010B	Total/NA
Cobalt	8.3		1.0	0.21	mg/Kg	5		6010B	Total/NA
Copper	17		2.0	0.97	mg/Kg	5		6010B	Total/NA
Lead	9.2		2.0	0.41	mg/Kg	5		6010B	Total/NA
Nickel	16		2.0	0.37	mg/Kg	5		6010B	Total/NA
Vanadium	33		1.0	0.17	mg/Kg	5		6010B	Total/NA
Zinc	85		5.1	1.2	mg/Kg	5		6010B	Total/NA
Mercury	0.028	J	0.089	0.024	mg/Kg	1		7471A	Total/NA

Client Sample ID: RRMDf-SED-D-250610

Lab Sample ID: 570-234737-15

Analyte	Result	Qualifier	RL	MDL	Unit	Dil Fac	D	Method	Prep Type
Arsenic	3.6		3.0	1.4	mg/Kg	5		6010B	Total/NA
Barium	69		3.0	0.14	mg/Kg	5		6010B	Total/NA
Beryllium	0.43	J	0.51	0.070	mg/Kg	5		6010B	Total/NA
Chromium	13		1.0	0.19	mg/Kg	5		6010B	Total/NA
Cobalt	4.8		1.0	0.21	mg/Kg	5		6010B	Total/NA
Copper	8.4		2.0	0.97	mg/Kg	5		6010B	Total/NA
Lead	9.7		2.0	0.42	mg/Kg	5		6010B	Total/NA
Nickel	8.5		2.0	0.37	mg/Kg	5		6010B	Total/NA
Vanadium	24		1.0	0.17	mg/Kg	5		6010B	Total/NA

This Detection Summary does not include radiochemical test results.

Eurofins Calscience

Detection Summary

Client: GSI Environmental Inc
Project/Site: 5182 - AJU -BB

Job ID: 570-234737-1

Client Sample ID: RR MDF-SED-D-250610 (Continued)

Lab Sample ID: 570-234737-15

Analyte	Result	Qualifier	RL	MDL	Unit	Dil Fac	D	Method	Prep Type
Zinc	49		5.1	1.2	mg/Kg	5		6010B	Total/NA
Mercury	0.029	J	0.085	0.023	mg/Kg	1		7471A	Total/NA

This Detection Summary does not include radiochemical test results.

Eurofins Calscience

- 1
- 2
- 3
- 4
- 5
- 6
- 7
- 8
- 9
- 10
- 11
- 12
- 13
- 14

Client Sample Results

Client: GSI Environmental Inc
Project/Site: 5182 - AJU -BB

Job ID: 570-234737-1

Method: EPA 314.0 - Perchlorate (IC)

Client Sample ID: OW-SED-1-250610

Date Collected: 06/10/25 08:10

Date Received: 06/16/25 07:35

Lab Sample ID: 570-234737-1

Matrix: Solid

Analyte	Result	Qualifier	RL	MDL	Unit	D	Prepared	Analyzed	Dil Fac
Perchlorate	ND	F1	20	2.1	ug/Kg			06/25/25 15:09	1

Client Sample ID: HV-1-250610

Date Collected: 06/10/25 08:50

Date Received: 06/16/25 07:35

Lab Sample ID: 570-234737-2

Matrix: Solid

Analyte	Result	Qualifier	RL	MDL	Unit	D	Prepared	Analyzed	Dil Fac
Perchlorate	ND		20	2.1	ug/Kg			06/25/25 17:13	1

Client Sample ID: HV-2-250610

Date Collected: 06/10/25 08:55

Date Received: 06/16/25 07:35

Lab Sample ID: 570-234737-3

Matrix: Solid

Analyte	Result	Qualifier	RL	MDL	Unit	D	Prepared	Analyzed	Dil Fac
Perchlorate	ND		20	2.1	ug/Kg			06/25/25 17:55	1

Client Sample ID: HV-SED-1-250610

Date Collected: 06/10/25 09:00

Date Received: 06/16/25 07:35

Lab Sample ID: 570-234737-4

Matrix: Solid

Analyte	Result	Qualifier	RL	MDL	Unit	D	Prepared	Analyzed	Dil Fac
Perchlorate	ND		20	2.1	ug/Kg			06/25/25 18:36	1

Client Sample ID: HV-SED-250610

Date Collected: 06/10/25 09:05

Date Received: 06/16/25 07:35

Lab Sample ID: 570-234737-5

Matrix: Solid

Analyte	Result	Qualifier	RL	MDL	Unit	D	Prepared	Analyzed	Dil Fac
Perchlorate	ND		20	2.1	ug/Kg			06/25/25 19:18	1

Client Sample ID: D-5/6-SED-250610

Date Collected: 06/10/25 10:05

Date Received: 06/16/25 07:35

Lab Sample ID: 570-234737-6

Matrix: Solid

Analyte	Result	Qualifier	RL	MDL	Unit	D	Prepared	Analyzed	Dil Fac
Perchlorate	ND		20	2.1	ug/Kg			06/25/25 20:40	1

Client Sample ID: CIT-1-250610

Date Collected: 06/10/25 10:30

Date Received: 06/16/25 07:35

Lab Sample ID: 570-234737-7

Matrix: Solid

Analyte	Result	Qualifier	RL	MDL	Unit	D	Prepared	Analyzed	Dil Fac
Perchlorate	ND		20	2.1	ug/Kg			06/25/25 21:21	1

Client Sample ID: TF-1-250610

Date Collected: 06/10/25 11:00

Date Received: 06/16/25 07:35

Lab Sample ID: 570-234737-8

Matrix: Solid

Analyte	Result	Qualifier	RL	MDL	Unit	D	Prepared	Analyzed	Dil Fac
Perchlorate	ND		20	2.1	ug/Kg			06/25/25 22:04	1

Client Sample ID: KC-1-250610

Date Collected: 06/10/25 11:25

Date Received: 06/16/25 07:35

Lab Sample ID: 570-234737-9

Matrix: Solid

Analyte	Result	Qualifier	RL	MDL	Unit	D	Prepared	Analyzed	Dil Fac
Perchlorate	ND		20	2.1	ug/Kg			06/25/25 22:46	1

Eurofins Calscience

Client Sample Results

Client: GSI Environmental Inc
 Project/Site: 5182 - AJU -BB

Job ID: 570-234737-1

Method: EPA 314.0 - Perchlorate (IC)

Client Sample ID: GF-1-250610
Date Collected: 06/10/25 11:35
Date Received: 06/16/25 07:35

Lab Sample ID: 570-234737-10
Matrix: Solid

Analyte	Result	Qualifier	RL	MDL	Unit	D	Prepared	Analyzed	Dil Fac
Perchlorate	ND		20	2.1	ug/Kg			06/25/25 23:27	1

Client Sample ID: AT-1-250610
Date Collected: 06/10/25 11:50
Date Received: 06/16/25 07:35

Lab Sample ID: 570-234737-11
Matrix: Solid

Analyte	Result	Qualifier	RL	MDL	Unit	D	Prepared	Analyzed	Dil Fac
Perchlorate	ND		20	2.1	ug/Kg			06/26/25 00:09	1

Client Sample ID: OS1-SED-1-250610
Date Collected: 06/10/25 13:30
Date Received: 06/16/25 07:35

Lab Sample ID: 570-234737-12
Matrix: Solid

Analyte	Result	Qualifier	RL	MDL	Unit	D	Prepared	Analyzed	Dil Fac
Perchlorate	ND		20	2.2	ug/Kg			06/26/25 00:50	1

Client Sample ID: SRE-SED-4-250610
Date Collected: 06/10/25 13:50
Date Received: 06/16/25 07:35

Lab Sample ID: 570-234737-13
Matrix: Solid

Analyte	Result	Qualifier	RL	MDL	Unit	D	Prepared	Analyzed	Dil Fac
Perchlorate	ND		20	2.1	ug/Kg			06/26/25 01:31	1

Client Sample ID: OS357-SED-250610
Date Collected: 06/10/25 15:20
Date Received: 06/16/25 07:35

Lab Sample ID: 570-234737-14
Matrix: Solid

Analyte	Result	Qualifier	RL	MDL	Unit	D	Prepared	Analyzed	Dil Fac
Perchlorate	ND		20	2.1	ug/Kg			06/26/25 02:13	1

Client Sample ID: RR MDF-SED-D-250610
Date Collected: 06/10/25 15:40
Date Received: 06/16/25 07:35

Lab Sample ID: 570-234737-15
Matrix: Solid

Analyte	Result	Qualifier	RL	MDL	Unit	D	Prepared	Analyzed	Dil Fac
Perchlorate	ND		20	2.1	ug/Kg			06/26/25 02:54	1

Client Sample Results

Client: GSI Environmental Inc
Project/Site: 5182 - AJU -BB

Job ID: 570-234737-1

Method: SW846 6010B - Metals (ICP)

Client Sample ID: OW-SED-1-250610

Date Collected: 06/10/25 08:10

Date Received: 06/16/25 07:35

Lab Sample ID: 570-234737-1

Matrix: Solid

Analyte	Result	Qualifier	RL	MDL	Unit	D	Prepared	Analyzed	Dil Fac
Antimony	ND		10	2.9	mg/Kg		06/23/25 08:13	06/25/25 00:49	5
Arsenic	2.2	J	3.1	1.4	mg/Kg		06/23/25 08:13	06/25/25 00:49	5
Barium	56		3.1	0.14	mg/Kg		06/23/25 08:13	06/25/25 00:49	5
Beryllium	0.29	J	0.51	0.070	mg/Kg		06/23/25 08:13	06/25/25 00:49	5
Cadmium	ND		0.51	0.17	mg/Kg		06/23/25 08:13	06/25/25 00:49	5
Chromium	11		1.0	0.19	mg/Kg		06/23/25 08:13	06/25/25 00:49	5
Cobalt	3.6		1.0	0.21	mg/Kg		06/23/25 08:13	06/25/25 00:49	5
Copper	6.8		2.0	0.98	mg/Kg		06/23/25 08:13	06/25/25 00:49	5
Lead	6.4		2.0	0.42	mg/Kg		06/23/25 08:13	06/25/25 00:49	5
Molybdenum	ND		2.0	0.53	mg/Kg		06/23/25 08:13	06/25/25 00:49	5
Nickel	6.9		2.0	0.37	mg/Kg		06/23/25 08:13	06/25/25 00:49	5
Selenium	ND		3.1	1.2	mg/Kg		06/23/25 08:13	06/25/25 00:49	5
Silver	ND		1.5	0.15	mg/Kg		06/23/25 08:13	06/25/25 00:49	5
Thallium	ND		10	2.1	mg/Kg		06/23/25 08:13	06/25/25 00:49	5
Vanadium	22		1.0	0.17	mg/Kg		06/23/25 08:13	06/25/25 00:49	5
Zinc	41		5.1	1.2	mg/Kg		06/23/25 08:13	06/25/25 00:49	5

Client Sample ID: HV-1-250610

Date Collected: 06/10/25 08:50

Date Received: 06/16/25 07:35

Lab Sample ID: 570-234737-2

Matrix: Solid

Analyte	Result	Qualifier	RL	MDL	Unit	D	Prepared	Analyzed	Dil Fac
Antimony	ND		10	2.9	mg/Kg		06/23/25 08:13	06/25/25 00:52	5
Arsenic	5.5		3.0	1.4	mg/Kg		06/23/25 08:13	06/25/25 00:52	5
Barium	62		3.0	0.14	mg/Kg		06/23/25 08:13	06/25/25 00:52	5
Beryllium	0.33	J	0.50	0.069	mg/Kg		06/23/25 08:13	06/25/25 00:52	5
Cadmium	0.16	J	0.50	0.16	mg/Kg		06/23/25 08:13	06/25/25 00:52	5
Chromium	11		1.0	0.19	mg/Kg		06/23/25 08:13	06/25/25 00:52	5
Cobalt	3.5		1.0	0.21	mg/Kg		06/23/25 08:13	06/25/25 00:52	5
Copper	6.7		2.0	0.96	mg/Kg		06/23/25 08:13	06/25/25 00:52	5
Lead	2.7		2.0	0.41	mg/Kg		06/23/25 08:13	06/25/25 00:52	5
Molybdenum	ND		2.0	0.52	mg/Kg		06/23/25 08:13	06/25/25 00:52	5
Nickel	6.0		2.0	0.36	mg/Kg		06/23/25 08:13	06/25/25 00:52	5
Selenium	ND		3.0	1.2	mg/Kg		06/23/25 08:13	06/25/25 00:52	5
Silver	ND		1.5	0.14	mg/Kg		06/23/25 08:13	06/25/25 00:52	5
Thallium	ND		10	2.1	mg/Kg		06/23/25 08:13	06/25/25 00:52	5
Vanadium	18		1.0	0.17	mg/Kg		06/23/25 08:13	06/25/25 00:52	5
Zinc	40		5.0	1.2	mg/Kg		06/23/25 08:13	06/25/25 00:52	5

Client Sample ID: HV-2-250610

Date Collected: 06/10/25 08:55

Date Received: 06/16/25 07:35

Lab Sample ID: 570-234737-3

Matrix: Solid

Analyte	Result	Qualifier	RL	MDL	Unit	D	Prepared	Analyzed	Dil Fac
Antimony	ND		10	2.8	mg/Kg		06/23/25 08:13	06/25/25 00:54	5
Arsenic	4.0		3.0	1.4	mg/Kg		06/23/25 08:13	06/25/25 00:54	5
Barium	44		3.0	0.14	mg/Kg		06/23/25 08:13	06/25/25 00:54	5
Beryllium	0.25	J	0.50	0.069	mg/Kg		06/23/25 08:13	06/25/25 00:54	5
Cadmium	ND		0.50	0.16	mg/Kg		06/23/25 08:13	06/25/25 00:54	5
Chromium	11		1.0	0.19	mg/Kg		06/23/25 08:13	06/25/25 00:54	5
Cobalt	3.3		1.0	0.20	mg/Kg		06/23/25 08:13	06/25/25 00:54	5
Copper	7.7		2.0	0.95	mg/Kg		06/23/25 08:13	06/25/25 00:54	5

Euofins Calscience

Client Sample Results

Client: GSI Environmental Inc
Project/Site: 5182 - AJU -BB

Job ID: 570-234737-1

Method: SW846 6010B - Metals (ICP) (Continued)

Client Sample ID: HV-2-250610
Date Collected: 06/10/25 08:55
Date Received: 06/16/25 07:35

Lab Sample ID: 570-234737-3
Matrix: Solid

Analyte	Result	Qualifier	RL	MDL	Unit	D	Prepared	Analyzed	Dil Fac
Lead	7.6		2.0	0.41	mg/Kg		06/23/25 08:13	06/25/25 00:54	5
Molybdenum	ND		2.0	0.51	mg/Kg		06/23/25 08:13	06/25/25 00:54	5
Nickel	7.2		2.0	0.36	mg/Kg		06/23/25 08:13	06/25/25 00:54	5
Selenium	ND		3.0	1.2	mg/Kg		06/23/25 08:13	06/25/25 00:54	5
Silver	1.3	J	1.5	0.14	mg/Kg		06/23/25 08:13	06/25/25 00:54	5
Thallium	ND		10	2.1	mg/Kg		06/23/25 08:13	06/25/25 00:54	5
Vanadium	18		1.0	0.17	mg/Kg		06/23/25 08:13	06/25/25 00:54	5
Zinc	41		5.0	1.2	mg/Kg		06/23/25 08:13	06/25/25 00:54	5

Client Sample ID: HV-SED-1-250610
Date Collected: 06/10/25 09:00
Date Received: 06/16/25 07:35

Lab Sample ID: 570-234737-4
Matrix: Solid

Analyte	Result	Qualifier	RL	MDL	Unit	D	Prepared	Analyzed	Dil Fac
Antimony	ND		10	2.9	mg/Kg		06/23/25 08:13	06/25/25 00:56	5
Arsenic	1.8	J	3.1	1.4	mg/Kg		06/23/25 08:13	06/25/25 00:56	5
Barium	21		3.1	0.14	mg/Kg		06/23/25 08:13	06/25/25 00:56	5
Beryllium	0.13	J	0.51	0.070	mg/Kg		06/23/25 08:13	06/25/25 00:56	5
Cadmium	ND		0.51	0.17	mg/Kg		06/23/25 08:13	06/25/25 00:56	5
Chromium	4.8		1.0	0.19	mg/Kg		06/23/25 08:13	06/25/25 00:56	5
Cobalt	1.5		1.0	0.21	mg/Kg		06/23/25 08:13	06/25/25 00:56	5
Copper	3.7		2.0	0.98	mg/Kg		06/23/25 08:13	06/25/25 00:56	5
Lead	3.7		2.0	0.42	mg/Kg		06/23/25 08:13	06/25/25 00:56	5
Molybdenum	ND		2.0	0.53	mg/Kg		06/23/25 08:13	06/25/25 00:56	5
Nickel	3.2		2.0	0.37	mg/Kg		06/23/25 08:13	06/25/25 00:56	5
Selenium	ND		3.1	1.2	mg/Kg		06/23/25 08:13	06/25/25 00:56	5
Silver	1.1	J	1.5	0.15	mg/Kg		06/23/25 08:13	06/25/25 00:56	5
Thallium	ND		10	2.1	mg/Kg		06/23/25 08:13	06/25/25 00:56	5
Vanadium	9.2		1.0	0.17	mg/Kg		06/23/25 08:13	06/25/25 00:56	5
Zinc	18		5.1	1.2	mg/Kg		06/23/25 08:13	06/25/25 00:56	5

Client Sample ID: HV-SED-250610
Date Collected: 06/10/25 09:05
Date Received: 06/16/25 07:35

Lab Sample ID: 570-234737-5
Matrix: Solid

Analyte	Result	Qualifier	RL	MDL	Unit	D	Prepared	Analyzed	Dil Fac
Antimony	ND	F1	10	2.9	mg/Kg		06/23/25 08:13	06/25/25 00:40	5
Arsenic	2.1	J	3.0	1.4	mg/Kg		06/23/25 08:13	06/25/25 00:40	5
Barium	25		3.0	0.14	mg/Kg		06/23/25 08:13	06/25/25 00:40	5
Beryllium	0.13	J	0.50	0.069	mg/Kg		06/23/25 08:13	06/25/25 00:40	5
Cadmium	ND		0.50	0.16	mg/Kg		06/23/25 08:13	06/25/25 00:40	5
Chromium	6.8		1.0	0.19	mg/Kg		06/23/25 08:13	06/25/25 00:40	5
Cobalt	1.7		1.0	0.21	mg/Kg		06/23/25 08:13	06/25/25 00:40	5
Copper	3.2		2.0	0.96	mg/Kg		06/23/25 08:13	06/25/25 00:40	5
Lead	3.5		2.0	0.41	mg/Kg		06/23/25 08:13	06/25/25 00:40	5
Molybdenum	ND		2.0	0.52	mg/Kg		06/23/25 08:13	06/25/25 00:40	5
Nickel	3.6		2.0	0.36	mg/Kg		06/23/25 08:13	06/25/25 00:40	5
Selenium	ND		3.0	1.2	mg/Kg		06/23/25 08:13	06/25/25 00:40	5
Silver	ND		1.5	0.14	mg/Kg		06/23/25 08:13	06/25/25 00:40	5
Thallium	ND		10	2.1	mg/Kg		06/23/25 08:13	06/25/25 00:40	5
Vanadium	13		1.0	0.17	mg/Kg		06/23/25 08:13	06/25/25 00:40	5
Zinc	20		5.0	1.2	mg/Kg		06/23/25 08:13	06/25/25 00:40	5

Euofins Calscience

Client Sample Results

Client: GSI Environmental Inc
Project/Site: 5182 - AJU -BB

Job ID: 570-234737-1

Method: SW846 6010B - Metals (ICP)

Client Sample ID: D-5/6-SED-250610

Date Collected: 06/10/25 10:05

Date Received: 06/16/25 07:35

Lab Sample ID: 570-234737-6

Matrix: Solid

Analyte	Result	Qualifier	RL	MDL	Unit	D	Prepared	Analyzed	Dil Fac
Antimony	ND		10	2.9	mg/Kg		06/23/25 08:13	06/25/25 00:59	5
Arsenic	4.3		3.0	1.4	mg/Kg		06/23/25 08:13	06/25/25 00:59	5
Barium	46		3.0	0.14	mg/Kg		06/23/25 08:13	06/25/25 00:59	5
Beryllium	0.31	J	0.50	0.069	mg/Kg		06/23/25 08:13	06/25/25 00:59	5
Cadmium	ND		0.50	0.16	mg/Kg		06/23/25 08:13	06/25/25 00:59	5
Chromium	10		1.0	0.19	mg/Kg		06/23/25 08:13	06/25/25 00:59	5
Cobalt	4.5		1.0	0.21	mg/Kg		06/23/25 08:13	06/25/25 00:59	5
Copper	8.4		2.0	0.96	mg/Kg		06/23/25 08:13	06/25/25 00:59	5
Lead	4.8		2.0	0.41	mg/Kg		06/23/25 08:13	06/25/25 00:59	5
Molybdenum	ND		2.0	0.52	mg/Kg		06/23/25 08:13	06/25/25 00:59	5
Nickel	8.1		2.0	0.36	mg/Kg		06/23/25 08:13	06/25/25 00:59	5
Selenium	ND		3.0	1.2	mg/Kg		06/23/25 08:13	06/25/25 00:59	5
Silver	ND		1.5	0.14	mg/Kg		06/23/25 08:13	06/25/25 00:59	5
Thallium	ND		10	2.1	mg/Kg		06/23/25 08:13	06/25/25 00:59	5
Vanadium	24		1.0	0.17	mg/Kg		06/23/25 08:13	06/25/25 00:59	5
Zinc	42		5.0	1.2	mg/Kg		06/23/25 08:13	06/25/25 00:59	5

Client Sample ID: CIT-1-250610

Date Collected: 06/10/25 10:30

Date Received: 06/16/25 07:35

Lab Sample ID: 570-234737-7

Matrix: Solid

Analyte	Result	Qualifier	RL	MDL	Unit	D	Prepared	Analyzed	Dil Fac
Antimony	ND		10	2.9	mg/Kg		06/23/25 08:13	06/25/25 01:06	5
Arsenic	4.0		3.0	1.4	mg/Kg		06/23/25 08:13	06/25/25 01:06	5
Barium	56		3.0	0.14	mg/Kg		06/23/25 08:13	06/25/25 01:06	5
Beryllium	0.43	J	0.51	0.070	mg/Kg		06/23/25 08:13	06/25/25 01:06	5
Cadmium	ND		0.51	0.17	mg/Kg		06/23/25 08:13	06/25/25 01:06	5
Chromium	12		1.0	0.19	mg/Kg		06/23/25 08:13	06/25/25 01:06	5
Cobalt	5.0		1.0	0.21	mg/Kg		06/23/25 08:13	06/25/25 01:06	5
Copper	9.3		2.0	0.97	mg/Kg		06/23/25 08:13	06/25/25 01:06	5
Lead	12		2.0	0.41	mg/Kg		06/23/25 08:13	06/25/25 01:06	5
Molybdenum	ND		2.0	0.52	mg/Kg		06/23/25 08:13	06/25/25 01:06	5
Nickel	7.4		2.0	0.37	mg/Kg		06/23/25 08:13	06/25/25 01:06	5
Selenium	ND		3.0	1.2	mg/Kg		06/23/25 08:13	06/25/25 01:06	5
Silver	ND		1.5	0.15	mg/Kg		06/23/25 08:13	06/25/25 01:06	5
Thallium	ND		10	2.1	mg/Kg		06/23/25 08:13	06/25/25 01:06	5
Vanadium	25		1.0	0.17	mg/Kg		06/23/25 08:13	06/25/25 01:06	5
Zinc	76		5.1	1.2	mg/Kg		06/23/25 08:13	06/25/25 01:06	5

Client Sample ID: TF-1-250610

Date Collected: 06/10/25 11:00

Date Received: 06/16/25 07:35

Lab Sample ID: 570-234737-8

Matrix: Solid

Analyte	Result	Qualifier	RL	MDL	Unit	D	Prepared	Analyzed	Dil Fac
Antimony	ND		10	2.9	mg/Kg		06/23/25 08:13	06/25/25 01:08	5
Arsenic	5.6		3.0	1.4	mg/Kg		06/23/25 08:13	06/25/25 01:08	5
Barium	86		3.0	0.14	mg/Kg		06/23/25 08:13	06/25/25 01:08	5
Beryllium	0.37	J	0.51	0.070	mg/Kg		06/23/25 08:13	06/25/25 01:08	5
Cadmium	ND		0.51	0.17	mg/Kg		06/23/25 08:13	06/25/25 01:08	5
Chromium	13		1.0	0.19	mg/Kg		06/23/25 08:13	06/25/25 01:08	5
Cobalt	6.4		1.0	0.21	mg/Kg		06/23/25 08:13	06/25/25 01:08	5
Copper	19		2.0	0.97	mg/Kg		06/23/25 08:13	06/25/25 01:08	5

Euofins Calscience

Client Sample Results

Client: GSI Environmental Inc
Project/Site: 5182 - AJU -BB

Job ID: 570-234737-1

Method: SW846 6010B - Metals (ICP) (Continued)

Client Sample ID: TF-1-250610
Date Collected: 06/10/25 11:00
Date Received: 06/16/25 07:35

Lab Sample ID: 570-234737-8
Matrix: Solid

Analyte	Result	Qualifier	RL	MDL	Unit	D	Prepared	Analyzed	Dil Fac
Lead	8.0		2.0	0.42	mg/Kg		06/23/25 08:13	06/25/25 01:08	5
Molybdenum	0.63	J	2.0	0.52	mg/Kg		06/23/25 08:13	06/25/25 01:08	5
Nickel	9.7		2.0	0.37	mg/Kg		06/23/25 08:13	06/25/25 01:08	5
Selenium	ND		3.0	1.2	mg/Kg		06/23/25 08:13	06/25/25 01:08	5
Silver	ND		1.5	0.15	mg/Kg		06/23/25 08:13	06/25/25 01:08	5
Thallium	ND		10	2.1	mg/Kg		06/23/25 08:13	06/25/25 01:08	5
Vanadium	32		1.0	0.17	mg/Kg		06/23/25 08:13	06/25/25 01:08	5
Zinc	51		5.1	1.2	mg/Kg		06/23/25 08:13	06/25/25 01:08	5

Client Sample ID: KC-1-250610
Date Collected: 06/10/25 11:25
Date Received: 06/16/25 07:35

Lab Sample ID: 570-234737-9
Matrix: Solid

Analyte	Result	Qualifier	RL	MDL	Unit	D	Prepared	Analyzed	Dil Fac
Antimony	ND		9.9	2.8	mg/Kg		06/23/25 08:13	06/25/25 01:11	5
Arsenic	4.6		3.0	1.4	mg/Kg		06/23/25 08:13	06/25/25 01:11	5
Barium	35		3.0	0.14	mg/Kg		06/23/25 08:13	06/25/25 01:11	5
Beryllium	0.24	J	0.50	0.068	mg/Kg		06/23/25 08:13	06/25/25 01:11	5
Cadmium	ND		0.50	0.16	mg/Kg		06/23/25 08:13	06/25/25 01:11	5
Chromium	8.9		0.99	0.18	mg/Kg		06/23/25 08:13	06/25/25 01:11	5
Cobalt	3.5		0.99	0.20	mg/Kg		06/23/25 08:13	06/25/25 01:11	5
Copper	6.4		2.0	0.95	mg/Kg		06/23/25 08:13	06/25/25 01:11	5
Lead	6.7		2.0	0.40	mg/Kg		06/23/25 08:13	06/25/25 01:11	5
Molybdenum	ND		2.0	0.51	mg/Kg		06/23/25 08:13	06/25/25 01:11	5
Nickel	6.0		2.0	0.36	mg/Kg		06/23/25 08:13	06/25/25 01:11	5
Selenium	ND		3.0	1.2	mg/Kg		06/23/25 08:13	06/25/25 01:11	5
Silver	ND		1.5	0.14	mg/Kg		06/23/25 08:13	06/25/25 01:11	5
Thallium	ND		9.9	2.1	mg/Kg		06/23/25 08:13	06/25/25 01:11	5
Vanadium	18		0.99	0.17	mg/Kg		06/23/25 08:13	06/25/25 01:11	5
Zinc	35		5.0	1.1	mg/Kg		06/23/25 08:13	06/25/25 01:11	5

Client Sample ID: GF-1-250610
Date Collected: 06/10/25 11:35
Date Received: 06/16/25 07:35

Lab Sample ID: 570-234737-10
Matrix: Solid

Analyte	Result	Qualifier	RL	MDL	Unit	D	Prepared	Analyzed	Dil Fac
Antimony	ND		9.9	2.8	mg/Kg		06/23/25 08:13	06/25/25 01:13	5
Arsenic	1.7	J	3.0	1.4	mg/Kg		06/23/25 08:13	06/25/25 01:13	5
Barium	24		3.0	0.14	mg/Kg		06/23/25 08:13	06/25/25 01:13	5
Beryllium	0.17	J	0.49	0.068	mg/Kg		06/23/25 08:13	06/25/25 01:13	5
Cadmium	ND		0.49	0.16	mg/Kg		06/23/25 08:13	06/25/25 01:13	5
Chromium	5.6		0.99	0.18	mg/Kg		06/23/25 08:13	06/25/25 01:13	5
Cobalt	2.0		0.99	0.20	mg/Kg		06/23/25 08:13	06/25/25 01:13	5
Copper	4.8		2.0	0.94	mg/Kg		06/23/25 08:13	06/25/25 01:13	5
Lead	4.4		2.0	0.40	mg/Kg		06/23/25 08:13	06/25/25 01:13	5
Molybdenum	ND		2.0	0.51	mg/Kg		06/23/25 08:13	06/25/25 01:13	5
Nickel	3.7		2.0	0.36	mg/Kg		06/23/25 08:13	06/25/25 01:13	5
Selenium	ND		3.0	1.2	mg/Kg		06/23/25 08:13	06/25/25 01:13	5
Silver	ND		1.5	0.14	mg/Kg		06/23/25 08:13	06/25/25 01:13	5
Thallium	ND		9.9	2.1	mg/Kg		06/23/25 08:13	06/25/25 01:13	5
Vanadium	12		0.99	0.17	mg/Kg		06/23/25 08:13	06/25/25 01:13	5
Zinc	44		4.9	1.1	mg/Kg		06/23/25 08:13	06/25/25 01:13	5

Eurolins Calscience

Client Sample Results

Client: GSI Environmental Inc
Project/Site: 5182 - AJU -BB

Job ID: 570-234737-1

Method: SW846 6010B - Metals (ICP)

Client Sample ID: AT-1-250610
Date Collected: 06/10/25 11:50
Date Received: 06/16/25 07:35

Lab Sample ID: 570-234737-11
Matrix: Solid

Analyte	Result	Qualifier	RL	MDL	Unit	D	Prepared	Analyzed	Dil Fac
Antimony	ND		10	2.9	mg/Kg		06/23/25 08:13	06/25/25 01:15	5
Arsenic	4.1		3.0	1.4	mg/Kg		06/23/25 08:13	06/25/25 01:15	5
Barium	28		3.0	0.14	mg/Kg		06/23/25 08:13	06/25/25 01:15	5
Beryllium	0.14	J	0.51	0.070	mg/Kg		06/23/25 08:13	06/25/25 01:15	5
Cadmium	ND		0.51	0.17	mg/Kg		06/23/25 08:13	06/25/25 01:15	5
Chromium	10		1.0	0.19	mg/Kg		06/23/25 08:13	06/25/25 01:15	5
Cobalt	1.9		1.0	0.21	mg/Kg		06/23/25 08:13	06/25/25 01:15	5
Copper	12		2.0	0.97	mg/Kg		06/23/25 08:13	06/25/25 01:15	5
Lead	2.5		2.0	0.41	mg/Kg		06/23/25 08:13	06/25/25 01:15	5
Molybdenum	ND		2.0	0.52	mg/Kg		06/23/25 08:13	06/25/25 01:15	5
Nickel	3.6		2.0	0.37	mg/Kg		06/23/25 08:13	06/25/25 01:15	5
Selenium	ND		3.0	1.2	mg/Kg		06/23/25 08:13	06/25/25 01:15	5
Silver	ND		1.5	0.15	mg/Kg		06/23/25 08:13	06/25/25 01:15	5
Thallium	ND		10	2.1	mg/Kg		06/23/25 08:13	06/25/25 01:15	5
Vanadium	9.7		1.0	0.17	mg/Kg		06/23/25 08:13	06/25/25 01:15	5
Zinc	33		5.1	1.2	mg/Kg		06/23/25 08:13	06/25/25 01:15	5

Client Sample ID: OS1-SED-1-250610
Date Collected: 06/10/25 13:30
Date Received: 06/16/25 07:35

Lab Sample ID: 570-234737-12
Matrix: Solid

Analyte	Result	Qualifier	RL	MDL	Unit	D	Prepared	Analyzed	Dil Fac
Antimony	ND		10	2.9	mg/Kg		06/23/25 08:13	06/25/25 01:18	5
Arsenic	3.1		3.0	1.4	mg/Kg		06/23/25 08:13	06/25/25 01:18	5
Barium	63		3.0	0.14	mg/Kg		06/23/25 08:13	06/25/25 01:18	5
Beryllium	0.37	J	0.51	0.070	mg/Kg		06/23/25 08:13	06/25/25 01:18	5
Cadmium	ND		0.51	0.17	mg/Kg		06/23/25 08:13	06/25/25 01:18	5
Chromium	15		1.0	0.19	mg/Kg		06/23/25 08:13	06/25/25 01:18	5
Cobalt	4.6		1.0	0.21	mg/Kg		06/23/25 08:13	06/25/25 01:18	5
Copper	8.1		2.0	0.97	mg/Kg		06/23/25 08:13	06/25/25 01:18	5
Lead	4.8		2.0	0.41	mg/Kg		06/23/25 08:13	06/25/25 01:18	5
Molybdenum	ND		2.0	0.52	mg/Kg		06/23/25 08:13	06/25/25 01:18	5
Nickel	8.5		2.0	0.37	mg/Kg		06/23/25 08:13	06/25/25 01:18	5
Selenium	ND		3.0	1.2	mg/Kg		06/23/25 08:13	06/25/25 01:18	5
Silver	ND		1.5	0.15	mg/Kg		06/23/25 08:13	06/25/25 01:18	5
Thallium	ND		10	2.1	mg/Kg		06/23/25 08:13	06/25/25 01:18	5
Vanadium	29		1.0	0.17	mg/Kg		06/23/25 08:13	06/25/25 01:18	5
Zinc	42		5.1	1.2	mg/Kg		06/23/25 08:13	06/25/25 01:18	5

Client Sample ID: SRE-SED-4-250610
Date Collected: 06/10/25 13:50
Date Received: 06/16/25 07:35

Lab Sample ID: 570-234737-13
Matrix: Solid

Analyte	Result	Qualifier	RL	MDL	Unit	D	Prepared	Analyzed	Dil Fac
Antimony	ND		10	2.9	mg/Kg		06/23/25 08:13	06/25/25 01:20	5
Arsenic	4.2		3.0	1.4	mg/Kg		06/23/25 08:13	06/25/25 01:20	5
Barium	61		3.0	0.14	mg/Kg		06/23/25 08:13	06/25/25 01:20	5
Beryllium	0.47	J	0.51	0.070	mg/Kg		06/23/25 08:13	06/25/25 01:20	5
Cadmium	ND		0.51	0.17	mg/Kg		06/23/25 08:13	06/25/25 01:20	5
Chromium	14		1.0	0.19	mg/Kg		06/23/25 08:13	06/25/25 01:20	5
Cobalt	6.0		1.0	0.21	mg/Kg		06/23/25 08:13	06/25/25 01:20	5
Copper	11		2.0	0.97	mg/Kg		06/23/25 08:13	06/25/25 01:20	5

Eurofins Calscience

Client Sample Results

Client: GSI Environmental Inc
Project/Site: 5182 - AJU -BB

Job ID: 570-234737-1

Method: SW846 6010B - Metals (ICP) (Continued)

Client Sample ID: SRE-SED-4-250610

Date Collected: 06/10/25 13:50

Date Received: 06/16/25 07:35

Lab Sample ID: 570-234737-13

Matrix: Solid

Analyte	Result	Qualifier	RL	MDL	Unit	D	Prepared	Analyzed	Dil Fac
Lead	7.8		2.0	0.42	mg/Kg		06/23/25 08:13	06/25/25 01:20	5
Molybdenum	ND		2.0	0.52	mg/Kg		06/23/25 08:13	06/25/25 01:20	5
Nickel	8.4		2.0	0.37	mg/Kg		06/23/25 08:13	06/25/25 01:20	5
Selenium	ND		3.0	1.2	mg/Kg		06/23/25 08:13	06/25/25 01:20	5
Silver	ND		1.5	0.15	mg/Kg		06/23/25 08:13	06/25/25 01:20	5
Thallium	ND		10	2.1	mg/Kg		06/23/25 08:13	06/25/25 01:20	5
Vanadium	30		1.0	0.17	mg/Kg		06/23/25 08:13	06/25/25 01:20	5
Zinc	48		5.1	1.2	mg/Kg		06/23/25 08:13	06/25/25 01:20	5

Client Sample ID: OS357-SED-250610

Date Collected: 06/10/25 15:20

Date Received: 06/16/25 07:35

Lab Sample ID: 570-234737-14

Matrix: Solid

Analyte	Result	Qualifier	RL	MDL	Unit	D	Prepared	Analyzed	Dil Fac
Antimony	ND		10	2.9	mg/Kg		06/23/25 08:13	06/25/25 01:22	5
Arsenic	8.0		3.0	1.4	mg/Kg		06/23/25 08:13	06/25/25 01:22	5
Barium	84		3.0	0.14	mg/Kg		06/23/25 08:13	06/25/25 01:22	5
Beryllium	0.51		0.51	0.070	mg/Kg		06/23/25 08:13	06/25/25 01:22	5
Cadmium	ND		0.51	0.17	mg/Kg		06/23/25 08:13	06/25/25 01:22	5
Chromium	19		1.0	0.19	mg/Kg		06/23/25 08:13	06/25/25 01:22	5
Cobalt	8.3		1.0	0.21	mg/Kg		06/23/25 08:13	06/25/25 01:22	5
Copper	17		2.0	0.97	mg/Kg		06/23/25 08:13	06/25/25 01:22	5
Lead	9.2		2.0	0.41	mg/Kg		06/23/25 08:13	06/25/25 01:22	5
Molybdenum	ND		2.0	0.52	mg/Kg		06/23/25 08:13	06/25/25 01:22	5
Nickel	16		2.0	0.37	mg/Kg		06/23/25 08:13	06/25/25 01:22	5
Selenium	ND		3.0	1.2	mg/Kg		06/23/25 08:13	06/25/25 01:22	5
Silver	ND		1.5	0.15	mg/Kg		06/23/25 08:13	06/25/25 01:22	5
Thallium	ND		10	2.1	mg/Kg		06/23/25 08:13	06/25/25 01:22	5
Vanadium	33		1.0	0.17	mg/Kg		06/23/25 08:13	06/25/25 01:22	5
Zinc	85		5.1	1.2	mg/Kg		06/23/25 08:13	06/25/25 01:22	5

Client Sample ID: RRMDf-SED-D-250610

Date Collected: 06/10/25 15:40

Date Received: 06/16/25 07:35

Lab Sample ID: 570-234737-15

Matrix: Solid

Analyte	Result	Qualifier	RL	MDL	Unit	D	Prepared	Analyzed	Dil Fac
Antimony	ND		10	2.9	mg/Kg		06/23/25 08:13	06/25/25 01:25	5
Arsenic	3.6		3.0	1.4	mg/Kg		06/23/25 08:13	06/25/25 01:25	5
Barium	69		3.0	0.14	mg/Kg		06/23/25 08:13	06/25/25 01:25	5
Beryllium	0.43	J	0.51	0.070	mg/Kg		06/23/25 08:13	06/25/25 01:25	5
Cadmium	ND		0.51	0.17	mg/Kg		06/23/25 08:13	06/25/25 01:25	5
Chromium	13		1.0	0.19	mg/Kg		06/23/25 08:13	06/25/25 01:25	5
Cobalt	4.8		1.0	0.21	mg/Kg		06/23/25 08:13	06/25/25 01:25	5
Copper	8.4		2.0	0.97	mg/Kg		06/23/25 08:13	06/25/25 01:25	5
Lead	9.7		2.0	0.42	mg/Kg		06/23/25 08:13	06/25/25 01:25	5
Molybdenum	ND		2.0	0.52	mg/Kg		06/23/25 08:13	06/25/25 01:25	5
Nickel	8.5		2.0	0.37	mg/Kg		06/23/25 08:13	06/25/25 01:25	5
Selenium	ND		3.0	1.2	mg/Kg		06/23/25 08:13	06/25/25 01:25	5
Silver	ND		1.5	0.15	mg/Kg		06/23/25 08:13	06/25/25 01:25	5
Thallium	ND		10	2.1	mg/Kg		06/23/25 08:13	06/25/25 01:25	5
Vanadium	24		1.0	0.17	mg/Kg		06/23/25 08:13	06/25/25 01:25	5
Zinc	49		5.1	1.2	mg/Kg		06/23/25 08:13	06/25/25 01:25	5

Eurofins Calscience

Client Sample Results

Client: GSI Environmental Inc
 Project/Site: 5182 - AJU -BB

Job ID: 570-234737-1

Method: SW846 7471A - Mercury (CVAA)

Client Sample ID: OW-SED-1-250610

Date Collected: 06/10/25 08:10

Date Received: 06/16/25 07:35

Lab Sample ID: 570-234737-1

Matrix: Solid

Analyte	Result	Qualifier	RL	MDL	Unit	D	Prepared	Analyzed	Dil Fac
Mercury	ND	F2	0.082	0.023	mg/Kg		06/19/25 01:44	06/19/25 16:01	1

Client Sample ID: HV-1-250610

Date Collected: 06/10/25 08:50

Date Received: 06/16/25 07:35

Lab Sample ID: 570-234737-2

Matrix: Solid

Analyte	Result	Qualifier	RL	MDL	Unit	D	Prepared	Analyzed	Dil Fac
Mercury	ND		0.080	0.022	mg/Kg		06/19/25 01:44	06/19/25 16:27	1

Client Sample ID: HV-2-250610

Date Collected: 06/10/25 08:55

Date Received: 06/16/25 07:35

Lab Sample ID: 570-234737-3

Matrix: Solid

Analyte	Result	Qualifier	RL	MDL	Unit	D	Prepared	Analyzed	Dil Fac
Mercury	ND		0.082	0.023	mg/Kg		06/19/25 01:44	06/19/25 16:29	1

Client Sample ID: HV-SED-1-250610

Date Collected: 06/10/25 09:00

Date Received: 06/16/25 07:35

Lab Sample ID: 570-234737-4

Matrix: Solid

Analyte	Result	Qualifier	RL	MDL	Unit	D	Prepared	Analyzed	Dil Fac
Mercury	ND		0.083	0.023	mg/Kg		06/19/25 01:44	06/19/25 16:30	1

Client Sample ID: HV-SED-250610

Date Collected: 06/10/25 09:05

Date Received: 06/16/25 07:35

Lab Sample ID: 570-234737-5

Matrix: Solid

Analyte	Result	Qualifier	RL	MDL	Unit	D	Prepared	Analyzed	Dil Fac
Mercury	ND		0.079	0.022	mg/Kg		06/19/25 01:44	06/19/25 16:32	1

Client Sample ID: D-5/6-SED-250610

Date Collected: 06/10/25 10:05

Date Received: 06/16/25 07:35

Lab Sample ID: 570-234737-6

Matrix: Solid

Analyte	Result	Qualifier	RL	MDL	Unit	D	Prepared	Analyzed	Dil Fac
Mercury	ND		0.080	0.022	mg/Kg		06/19/25 01:44	06/19/25 16:34	1

Client Sample ID: CIT-1-250610

Date Collected: 06/10/25 10:30

Date Received: 06/16/25 07:35

Lab Sample ID: 570-234737-7

Matrix: Solid

Analyte	Result	Qualifier	RL	MDL	Unit	D	Prepared	Analyzed	Dil Fac
Mercury	ND		0.080	0.022	mg/Kg		06/19/25 01:44	06/19/25 16:36	1

Client Sample ID: TF-1-250610

Date Collected: 06/10/25 11:00

Date Received: 06/16/25 07:35

Lab Sample ID: 570-234737-8

Matrix: Solid

Analyte	Result	Qualifier	RL	MDL	Unit	D	Prepared	Analyzed	Dil Fac
Mercury	ND		0.082	0.023	mg/Kg		06/19/25 01:44	06/19/25 16:38	1

Client Sample ID: KC-1-250610

Date Collected: 06/10/25 11:25

Date Received: 06/16/25 07:35

Lab Sample ID: 570-234737-9

Matrix: Solid

Analyte	Result	Qualifier	RL	MDL	Unit	D	Prepared	Analyzed	Dil Fac
Mercury	ND		0.079	0.022	mg/Kg		06/19/25 01:44	06/19/25 16:40	1

Client Sample Results

Client: GSI Environmental Inc
 Project/Site: 5182 - AJU -BB

Job ID: 570-234737-1

Method: SW846 7471A - Mercury (CVAA)

Client Sample ID: GF-1-250610
Date Collected: 06/10/25 11:35
Date Received: 06/16/25 07:35

Lab Sample ID: 570-234737-10
Matrix: Solid

Analyte	Result	Qualifier	RL	MDL	Unit	D	Prepared	Analyzed	Dil Fac
Mercury	ND		0.079	0.022	mg/Kg		06/19/25 01:44	06/20/25 09:43	1

Client Sample ID: AT-1-250610
Date Collected: 06/10/25 11:50
Date Received: 06/16/25 07:35

Lab Sample ID: 570-234737-11
Matrix: Solid

Analyte	Result	Qualifier	RL	MDL	Unit	D	Prepared	Analyzed	Dil Fac
Mercury	ND		0.079	0.022	mg/Kg		06/19/25 01:44	06/20/25 09:45	1

Client Sample ID: OS1-SED-1-250610
Date Collected: 06/10/25 13:30
Date Received: 06/16/25 07:35

Lab Sample ID: 570-234737-12
Matrix: Solid

Analyte	Result	Qualifier	RL	MDL	Unit	D	Prepared	Analyzed	Dil Fac
Mercury	ND		0.083	0.023	mg/Kg		06/19/25 01:44	06/20/25 09:47	1

Client Sample ID: SRE-SED-4-250610
Date Collected: 06/10/25 13:50
Date Received: 06/16/25 07:35

Lab Sample ID: 570-234737-13
Matrix: Solid

Analyte	Result	Qualifier	RL	MDL	Unit	D	Prepared	Analyzed	Dil Fac
Mercury	ND		0.080	0.022	mg/Kg		06/19/25 01:44	06/20/25 09:49	1

Client Sample ID: OS357-SED-250610
Date Collected: 06/10/25 15:20
Date Received: 06/16/25 07:35

Lab Sample ID: 570-234737-14
Matrix: Solid

Analyte	Result	Qualifier	RL	MDL	Unit	D	Prepared	Analyzed	Dil Fac
Mercury	0.028	J	0.089	0.024	mg/Kg		06/19/25 01:44	06/20/25 09:51	1

Client Sample ID: RRMDf-SED-D-250610
Date Collected: 06/10/25 15:40
Date Received: 06/16/25 07:35

Lab Sample ID: 570-234737-15
Matrix: Solid

Analyte	Result	Qualifier	RL	MDL	Unit	D	Prepared	Analyzed	Dil Fac
Mercury	0.029	J	0.085	0.023	mg/Kg		06/19/25 01:44	06/20/25 09:53	1

QC Sample Results

Client: GSI Environmental Inc
Project/Site: 5182 - AJU -BB

Job ID: 570-234737-1

Method: 314.0 - Perchlorate (IC)

Lab Sample ID: MB 570-588861/1-A
Matrix: Solid
Analysis Batch: 589162

Client Sample ID: Method Blank
Prep Type: Total/NA

Analyte	MB Result	MB Qualifier	RL	MDL	Unit	D	Prepared	Analyzed	Dil Fac
Perchlorate	ND		20	2.1	ug/Kg			06/25/25 14:07	1

Lab Sample ID: LCS 570-588861/2-A
Matrix: Solid
Analysis Batch: 589162

Client Sample ID: Lab Control Sample
Prep Type: Total/NA

Analyte	Spike Added	LCS Result	LCS Qualifier	Unit	D	%Rec	%Rec Limits
Perchlorate	250	242		ug/Kg		97	85 - 115

Lab Sample ID: LCSD 570-588861/3-A
Matrix: Solid
Analysis Batch: 589162

Client Sample ID: Lab Control Sample Dup
Prep Type: Total/NA

Analyte	Spike Added	LCSD Result	LCSD Qualifier	Unit	D	%Rec	%Rec Limits	RPD	RPD Limit
Perchlorate	250	232		ug/Kg		93	85 - 115	4	15

Lab Sample ID: 570-234737-1 MS
Matrix: Solid
Analysis Batch: 589162

Client Sample ID: OW-SED-1-250610
Prep Type: Total/NA

Analyte	Sample Result	Sample Qualifier	Spike Added	MS Result	MS Qualifier	Unit	D	%Rec	%Rec Limits
Perchlorate	ND	F1	250	197	F1	ug/Kg		79	80 - 120

Lab Sample ID: 570-234737-1 MSD
Matrix: Solid
Analysis Batch: 589162

Client Sample ID: OW-SED-1-250610
Prep Type: Total/NA

Analyte	Sample Result	Sample Qualifier	Spike Added	MSD Result	MSD Qualifier	Unit	D	%Rec	%Rec Limits	RPD	RPD Limit
Perchlorate	ND	F1	250	227		ug/Kg		91	80 - 120	14	15

Method: 6010B - Metals (ICP)

Lab Sample ID: MB 570-587844/1-A
Matrix: Solid
Analysis Batch: 589041

Client Sample ID: Method Blank
Prep Type: Total/NA
Prep Batch: 587844

Analyte	MB Result	MB Qualifier	RL	MDL	Unit	D	Prepared	Analyzed	Dil Fac
Antimony	ND		10	2.8	mg/Kg		06/23/25 08:13	06/25/25 00:26	5
Arsenic	ND		3.0	1.4	mg/Kg		06/23/25 08:13	06/25/25 00:26	5
Barium	ND		3.0	0.14	mg/Kg		06/23/25 08:13	06/25/25 00:26	5
Beryllium	ND		0.50	0.069	mg/Kg		06/23/25 08:13	06/25/25 00:26	5
Cadmium	ND		0.50	0.16	mg/Kg		06/23/25 08:13	06/25/25 00:26	5
Chromium	ND		1.0	0.19	mg/Kg		06/23/25 08:13	06/25/25 00:26	5
Cobalt	ND		1.0	0.20	mg/Kg		06/23/25 08:13	06/25/25 00:26	5
Copper	ND		2.0	0.95	mg/Kg		06/23/25 08:13	06/25/25 00:26	5
Lead	ND		2.0	0.41	mg/Kg		06/23/25 08:13	06/25/25 00:26	5
Molybdenum	ND		2.0	0.51	mg/Kg		06/23/25 08:13	06/25/25 00:26	5
Nickel	ND		2.0	0.36	mg/Kg		06/23/25 08:13	06/25/25 00:26	5
Selenium	ND		3.0	1.2	mg/Kg		06/23/25 08:13	06/25/25 00:26	5
Silver	ND		1.5	0.14	mg/Kg		06/23/25 08:13	06/25/25 00:26	5

Eurofins Calscience

QC Sample Results

Client: GSI Environmental Inc
Project/Site: 5182 - AJU -BB

Job ID: 570-234737-1

Method: 6010B - Metals (ICP) (Continued)

Lab Sample ID: MB 570-587844/1-A
Matrix: Solid
Analysis Batch: 589041

Client Sample ID: Method Blank
Prep Type: Total/NA
Prep Batch: 587844

Analyte	MB	MB	RL	MDL	Unit	D	Prepared	Analyzed	Dil Fac
	Result	Qualifier							
Thallium	ND		10	2.1	mg/Kg		06/23/25 08:13	06/25/25 00:26	5
Vanadium	ND		1.0	0.17	mg/Kg		06/23/25 08:13	06/25/25 00:26	5
Zinc	ND		5.0	1.2	mg/Kg		06/23/25 08:13	06/25/25 00:26	5

Lab Sample ID: LCS 570-587844/2-A
Matrix: Solid
Analysis Batch: 589041

Client Sample ID: Lab Control Sample
Prep Type: Total/NA
Prep Batch: 587844

Analyte	Spike Added	LCS Result	LCS Qualifier	Unit	D	%Rec	%Rec Limits
Arsenic	49.8	44.9		mg/Kg		90	80 - 120
Barium	49.8	46.4		mg/Kg		93	80 - 120
Beryllium	49.8	45.4		mg/Kg		91	80 - 120
Cadmium	49.8	45.5		mg/Kg		91	80 - 120
Chromium	49.8	46.5		mg/Kg		94	80 - 120
Cobalt	49.8	45.7		mg/Kg		92	80 - 120
Copper	49.8	46.1		mg/Kg		93	80 - 120
Lead	49.8	46.1		mg/Kg		93	80 - 120
Molybdenum	49.8	44.8		mg/Kg		90	80 - 120
Nickel	49.8	46.1		mg/Kg		93	80 - 120
Selenium	49.8	43.9		mg/Kg		88	80 - 120
Silver	24.9	22.8		mg/Kg		92	80 - 120
Thallium	49.8	40.7		mg/Kg		82	80 - 120
Vanadium	49.8	45.5		mg/Kg		91	80 - 120
Zinc	49.8	45.8		mg/Kg		92	80 - 120

Lab Sample ID: LCSD 570-587844/3-A
Matrix: Solid
Analysis Batch: 589041

Client Sample ID: Lab Control Sample Dup
Prep Type: Total/NA
Prep Batch: 587844

Analyte	Spike Added	LCSD Result	LCSD Qualifier	Unit	D	%Rec	%Rec Limits	RPD	
								RPD	Limit
Antimony	50.0	46.8		mg/Kg		94	80 - 120	4	20
Arsenic	50.0	45.4		mg/Kg		91	80 - 120	1	20
Barium	50.0	47.4		mg/Kg		95	80 - 120	2	20
Beryllium	50.0	46.3		mg/Kg		93	80 - 120	2	20
Cadmium	50.0	46.1		mg/Kg		92	80 - 120	1	20
Chromium	50.0	47.5		mg/Kg		95	80 - 120	2	20
Cobalt	50.0	46.4		mg/Kg		93	80 - 120	2	20
Copper	50.0	47.1		mg/Kg		94	80 - 120	2	20
Lead	50.0	47.1		mg/Kg		94	80 - 120	2	20
Molybdenum	50.0	46.4		mg/Kg		93	80 - 120	3	20
Nickel	50.0	47.1		mg/Kg		94	80 - 120	2	20
Selenium	50.0	45.3		mg/Kg		91	80 - 120	3	20
Silver	25.0	23.3		mg/Kg		93	80 - 120	2	20
Thallium	50.0	42.2		mg/Kg		84	80 - 120	4	20
Vanadium	50.0	46.4		mg/Kg		93	80 - 120	2	20
Zinc	50.0	46.7		mg/Kg		93	80 - 120	2	20

QC Sample Results

Client: GSI Environmental Inc
Project/Site: 5182 - AJU -BB

Job ID: 570-234737-1

Method: 6010B - Metals (ICP) (Continued)

Lab Sample ID: 570-234737-5 MS

Matrix: Solid

Analysis Batch: 589041

Client Sample ID: HV-SED-250610

Prep Type: Total/NA

Prep Batch: 587844

Analyte	Sample	Sample	Spike	MS	MS	Unit	D	%Rec	%Rec	
	Result	Qualifier	Added	Result	Qualifier				Limits	
Antimony	ND	F1	50.3	33.0	F1	mg/Kg		66	75 - 125	
Arsenic	2.1	J	50.3	46.6		mg/Kg		89	75 - 125	
Barium	25		50.3	69.0		mg/Kg		88	75 - 125	
Beryllium	0.13	J	50.3	45.8		mg/Kg		91	75 - 125	
Cadmium	ND		50.3	44.7		mg/Kg		89	75 - 125	
Chromium	6.8		50.3	52.8		mg/Kg		92	75 - 125	
Cobalt	1.7		50.3	45.9		mg/Kg		88	75 - 125	
Copper	3.2		50.3	50.3		mg/Kg		94	75 - 125	
Lead	3.5		50.3	49.5		mg/Kg		91	75 - 125	
Molybdenum	ND		50.3	46.0		mg/Kg		92	75 - 125	
Nickel	3.6		50.3	48.6		mg/Kg		89	75 - 125	
Selenium	ND		50.3	43.9		mg/Kg		87	75 - 125	
Silver	ND		25.1	22.9		mg/Kg		91	75 - 125	
Thallium	ND		50.3	39.3		mg/Kg		78	75 - 125	
Vanadium	13		50.3	58.5		mg/Kg		91	75 - 125	
Zinc	20		50.3	67.4		mg/Kg		94	75 - 125	

Lab Sample ID: 570-234737-5 MSD

Matrix: Solid

Analysis Batch: 589041

Client Sample ID: HV-SED-250610

Prep Type: Total/NA

Prep Batch: 587844

Analyte	Sample	Sample	Spike	MSD	MSD	Unit	D	%Rec	%Rec	RPD	Limit
	Result	Qualifier	Added	Result	Qualifier				Limits		
Antimony	ND	F1	50.3	33.1	F1	mg/Kg		66	75 - 125	1	20
Arsenic	2.1	J	50.3	47.6		mg/Kg		90	75 - 125	2	20
Barium	25		50.3	69.2		mg/Kg		89	75 - 125	0	20
Beryllium	0.13	J	50.3	46.8		mg/Kg		93	75 - 125	2	20
Cadmium	ND		50.3	45.4		mg/Kg		90	75 - 125	1	20
Chromium	6.8		50.3	60.7		mg/Kg		107	75 - 125	14	20
Cobalt	1.7		50.3	47.4		mg/Kg		91	75 - 125	3	20
Copper	3.2		50.3	51.1		mg/Kg		95	75 - 125	2	20
Lead	3.5		50.3	50.5		mg/Kg		93	75 - 125	2	20
Molybdenum	ND		50.3	46.0		mg/Kg		91	75 - 125	0	20
Nickel	3.6		50.3	49.2		mg/Kg		91	75 - 125	1	20
Selenium	ND		50.3	44.3		mg/Kg		88	75 - 125	1	20
Silver	ND		25.1	23.4		mg/Kg		93	75 - 125	2	20
Thallium	ND		50.3	41.2		mg/Kg		82	75 - 125	5	20
Vanadium	13		50.3	60.5		mg/Kg		95	75 - 125	3	20
Zinc	20		50.3	67.2		mg/Kg		94	75 - 125	0	20

Method: 7471A - Mercury (CVAA)

Lab Sample ID: MB 570-586223/1-A

Matrix: Solid

Analysis Batch: 586469

Client Sample ID: Method Blank

Prep Type: Total/NA

Prep Batch: 586223

Analyte	MB	MB	RL	MDL	Unit	D	Prepared	Analyzed	Dil	Fac
	Result	Qualifier								
Mercury	ND		0.082	0.023	mg/Kg		06/19/25 01:44	06/19/25 15:56		1

Eurofins Calscience

QC Sample Results

Client: GSI Environmental Inc
 Project/Site: 5182 - AJU -BB

Job ID: 570-234737-1

Method: 7471A - Mercury (CVAA) (Continued)

Lab Sample ID: LCS 570-586223/2-A
Matrix: Solid
Analysis Batch: 586469

Client Sample ID: Lab Control Sample
Prep Type: Total/NA
Prep Batch: 586223

Analyte	Spike Added	LCS Result	LCS Qualifier	Unit	D	%Rec	%Rec Limits
Mercury	0.377	0.406		mg/Kg		108	80 - 120

Lab Sample ID: LCSD 570-586223/3-A
Matrix: Solid
Analysis Batch: 586469

Client Sample ID: Lab Control Sample Dup
Prep Type: Total/NA
Prep Batch: 586223

Analyte	Spike Added	LCSD Result	LCSD Qualifier	Unit	D	%Rec	%Rec Limits	RPD	Limit
Mercury	0.392	0.381		mg/Kg		97	80 - 120	6	20

Lab Sample ID: 570-234737-1 MS
Matrix: Solid
Analysis Batch: 586469

Client Sample ID: OW-SED-1-250610
Prep Type: Total/NA
Prep Batch: 586223

Analyte	Sample Result	Sample Qualifier	Spike Added	MS Result	MS Qualifier	Unit	D	%Rec	%Rec Limits
Mercury	ND	F2	0.392	0.332		mg/Kg		85	75 - 125

Lab Sample ID: 570-234737-1 MSD
Matrix: Solid
Analysis Batch: 586469

Client Sample ID: OW-SED-1-250610
Prep Type: Total/NA
Prep Batch: 586223

Analyte	Sample Result	Sample Qualifier	Spike Added	MSD Result	MSD Qualifier	Unit	D	%Rec	%Rec Limits	RPD	Limit
Mercury	ND	F2	0.377	0.430	F2	mg/Kg		114	75 - 125	26	20

QC Association Summary

Client: GSI Environmental Inc
 Project/Site: 5182 - AJU -BB

Job ID: 570-234737-1

HPLC/IC

Leach Batch: 588861

Lab Sample ID	Client Sample ID	Prep Type	Matrix	Method	Prep Batch
570-234737-1	OW-SED-1-250610	Total/NA	Solid	DI Leach	
570-234737-2	HV-1-250610	Total/NA	Solid	DI Leach	
570-234737-3	HV-2-250610	Total/NA	Solid	DI Leach	
570-234737-4	HV-SED-1-250610	Total/NA	Solid	DI Leach	
570-234737-5	HV-SED-250610	Total/NA	Solid	DI Leach	
570-234737-6	D-5/6-SED-250610	Total/NA	Solid	DI Leach	
570-234737-7	CIT-1-250610	Total/NA	Solid	DI Leach	
570-234737-8	TF-1-250610	Total/NA	Solid	DI Leach	
570-234737-9	KC-1-250610	Total/NA	Solid	DI Leach	
570-234737-10	GF-1-250610	Total/NA	Solid	DI Leach	
570-234737-11	AT-1-250610	Total/NA	Solid	DI Leach	
570-234737-12	OS1-SED-1-250610	Total/NA	Solid	DI Leach	
570-234737-13	SRE-SED-4-250610	Total/NA	Solid	DI Leach	
570-234737-14	OS357-SED-250610	Total/NA	Solid	DI Leach	
570-234737-15	RRMDF-SED-D-250610	Total/NA	Solid	DI Leach	
MB 570-588861/1-A	Method Blank	Total/NA	Solid	DI Leach	
LCS 570-588861/2-A	Lab Control Sample	Total/NA	Solid	DI Leach	
LCS 570-588861/3-A	Lab Control Sample Dup	Total/NA	Solid	DI Leach	
570-234737-1 MS	OW-SED-1-250610	Total/NA	Solid	DI Leach	
570-234737-1 MSD	OW-SED-1-250610	Total/NA	Solid	DI Leach	

Analysis Batch: 589162

Lab Sample ID	Client Sample ID	Prep Type	Matrix	Method	Prep Batch
570-234737-1	OW-SED-1-250610	Total/NA	Solid	314.0	588861
570-234737-2	HV-1-250610	Total/NA	Solid	314.0	588861
570-234737-3	HV-2-250610	Total/NA	Solid	314.0	588861
570-234737-4	HV-SED-1-250610	Total/NA	Solid	314.0	588861
570-234737-5	HV-SED-250610	Total/NA	Solid	314.0	588861
570-234737-6	D-5/6-SED-250610	Total/NA	Solid	314.0	588861
570-234737-7	CIT-1-250610	Total/NA	Solid	314.0	588861
570-234737-8	TF-1-250610	Total/NA	Solid	314.0	588861
570-234737-9	KC-1-250610	Total/NA	Solid	314.0	588861
570-234737-10	GF-1-250610	Total/NA	Solid	314.0	588861
570-234737-11	AT-1-250610	Total/NA	Solid	314.0	588861
570-234737-12	OS1-SED-1-250610	Total/NA	Solid	314.0	588861
570-234737-13	SRE-SED-4-250610	Total/NA	Solid	314.0	588861
570-234737-14	OS357-SED-250610	Total/NA	Solid	314.0	588861
570-234737-15	RRMDF-SED-D-250610	Total/NA	Solid	314.0	588861
MB 570-588861/1-A	Method Blank	Total/NA	Solid	314.0	588861
LCS 570-588861/2-A	Lab Control Sample	Total/NA	Solid	314.0	588861
LCS 570-588861/3-A	Lab Control Sample Dup	Total/NA	Solid	314.0	588861
570-234737-1 MS	OW-SED-1-250610	Total/NA	Solid	314.0	588861
570-234737-1 MSD	OW-SED-1-250610	Total/NA	Solid	314.0	588861

Metals

Prep Batch: 586223

Lab Sample ID	Client Sample ID	Prep Type	Matrix	Method	Prep Batch
570-234737-1	OW-SED-1-250610	Total/NA	Solid	7471A	
570-234737-2	HV-1-250610	Total/NA	Solid	7471A	
570-234737-3	HV-2-250610	Total/NA	Solid	7471A	

Eurofins Calscience

QC Association Summary

Client: GSI Environmental Inc
 Project/Site: 5182 - AJU -BB

Job ID: 570-234737-1

Metals (Continued)

Prep Batch: 586223 (Continued)

Lab Sample ID	Client Sample ID	Prep Type	Matrix	Method	Prep Batch
570-234737-4	HV-SED-1-250610	Total/NA	Solid	7471A	
570-234737-5	HV-SED-250610	Total/NA	Solid	7471A	
570-234737-6	D-5/6-SED-250610	Total/NA	Solid	7471A	
570-234737-7	CIT-1-250610	Total/NA	Solid	7471A	
570-234737-8	TF-1-250610	Total/NA	Solid	7471A	
570-234737-9	KC-1-250610	Total/NA	Solid	7471A	
570-234737-10	GF-1-250610	Total/NA	Solid	7471A	
570-234737-11	AT-1-250610	Total/NA	Solid	7471A	
570-234737-12	OS1-SED-1-250610	Total/NA	Solid	7471A	
570-234737-13	SRE-SED-4-250610	Total/NA	Solid	7471A	
570-234737-14	OS357-SED-250610	Total/NA	Solid	7471A	
570-234737-15	RRMDF-SED-D-250610	Total/NA	Solid	7471A	
MB 570-586223/1-A	Method Blank	Total/NA	Solid	7471A	
LCS 570-586223/2-A	Lab Control Sample	Total/NA	Solid	7471A	
LCS 570-586223/3-A	Lab Control Sample Dup	Total/NA	Solid	7471A	
570-234737-1 MS	OW-SED-1-250610	Total/NA	Solid	7471A	
570-234737-1 MSD	OW-SED-1-250610	Total/NA	Solid	7471A	

Analysis Batch: 586469

Lab Sample ID	Client Sample ID	Prep Type	Matrix	Method	Prep Batch
570-234737-1	OW-SED-1-250610	Total/NA	Solid	7471A	586223
570-234737-2	HV-1-250610	Total/NA	Solid	7471A	586223
570-234737-3	HV-2-250610	Total/NA	Solid	7471A	586223
570-234737-4	HV-SED-1-250610	Total/NA	Solid	7471A	586223
570-234737-5	HV-SED-250610	Total/NA	Solid	7471A	586223
570-234737-6	D-5/6-SED-250610	Total/NA	Solid	7471A	586223
570-234737-7	CIT-1-250610	Total/NA	Solid	7471A	586223
570-234737-8	TF-1-250610	Total/NA	Solid	7471A	586223
570-234737-9	KC-1-250610	Total/NA	Solid	7471A	586223
MB 570-586223/1-A	Method Blank	Total/NA	Solid	7471A	586223
LCS 570-586223/2-A	Lab Control Sample	Total/NA	Solid	7471A	586223
LCS 570-586223/3-A	Lab Control Sample Dup	Total/NA	Solid	7471A	586223
570-234737-1 MS	OW-SED-1-250610	Total/NA	Solid	7471A	586223
570-234737-1 MSD	OW-SED-1-250610	Total/NA	Solid	7471A	586223

Analysis Batch: 587126

Lab Sample ID	Client Sample ID	Prep Type	Matrix	Method	Prep Batch
570-234737-10	GF-1-250610	Total/NA	Solid	7471A	586223
570-234737-11	AT-1-250610	Total/NA	Solid	7471A	586223
570-234737-12	OS1-SED-1-250610	Total/NA	Solid	7471A	586223
570-234737-13	SRE-SED-4-250610	Total/NA	Solid	7471A	586223
570-234737-14	OS357-SED-250610	Total/NA	Solid	7471A	586223
570-234737-15	RRMDF-SED-D-250610	Total/NA	Solid	7471A	586223

Prep Batch: 587844

Lab Sample ID	Client Sample ID	Prep Type	Matrix	Method	Prep Batch
570-234737-1	OW-SED-1-250610	Total/NA	Solid	3050B	
570-234737-2	HV-1-250610	Total/NA	Solid	3050B	
570-234737-3	HV-2-250610	Total/NA	Solid	3050B	
570-234737-4	HV-SED-1-250610	Total/NA	Solid	3050B	
570-234737-5	HV-SED-250610	Total/NA	Solid	3050B	

QC Association Summary

Client: GSI Environmental Inc
 Project/Site: 5182 - AJU -BB

Job ID: 570-234737-1

Metals (Continued)

Prep Batch: 587844 (Continued)

Lab Sample ID	Client Sample ID	Prep Type	Matrix	Method	Prep Batch
570-234737-6	D-5/6-SED-250610	Total/NA	Solid	3050B	
570-234737-7	CIT-1-250610	Total/NA	Solid	3050B	
570-234737-8	TF-1-250610	Total/NA	Solid	3050B	
570-234737-9	KC-1-250610	Total/NA	Solid	3050B	
570-234737-10	GF-1-250610	Total/NA	Solid	3050B	
570-234737-11	AT-1-250610	Total/NA	Solid	3050B	
570-234737-12	OS1-SED-1-250610	Total/NA	Solid	3050B	
570-234737-13	SRE-SED-4-250610	Total/NA	Solid	3050B	
570-234737-14	OS357-SED-250610	Total/NA	Solid	3050B	
570-234737-15	RRMDF-SED-D-250610	Total/NA	Solid	3050B	
MB 570-587844/1-A	Method Blank	Total/NA	Solid	3050B	
LCS 570-587844/2-A	Lab Control Sample	Total/NA	Solid	3050B	
LCSD 570-587844/3-A	Lab Control Sample Dup	Total/NA	Solid	3050B	
570-234737-5 MS	HV-SED-250610	Total/NA	Solid	3050B	
570-234737-5 MSD	HV-SED-250610	Total/NA	Solid	3050B	

Analysis Batch: 589041

Lab Sample ID	Client Sample ID	Prep Type	Matrix	Method	Prep Batch
570-234737-1	OW-SED-1-250610	Total/NA	Solid	6010B	587844
570-234737-2	HV-1-250610	Total/NA	Solid	6010B	587844
570-234737-3	HV-2-250610	Total/NA	Solid	6010B	587844
570-234737-4	HV-SED-1-250610	Total/NA	Solid	6010B	587844
570-234737-5	HV-SED-250610	Total/NA	Solid	6010B	587844
570-234737-6	D-5/6-SED-250610	Total/NA	Solid	6010B	587844
570-234737-7	CIT-1-250610	Total/NA	Solid	6010B	587844
570-234737-8	TF-1-250610	Total/NA	Solid	6010B	587844
570-234737-9	KC-1-250610	Total/NA	Solid	6010B	587844
570-234737-10	GF-1-250610	Total/NA	Solid	6010B	587844
570-234737-11	AT-1-250610	Total/NA	Solid	6010B	587844
570-234737-12	OS1-SED-1-250610	Total/NA	Solid	6010B	587844
570-234737-13	SRE-SED-4-250610	Total/NA	Solid	6010B	587844
570-234737-14	OS357-SED-250610	Total/NA	Solid	6010B	587844
570-234737-15	RRMDF-SED-D-250610	Total/NA	Solid	6010B	587844
MB 570-587844/1-A	Method Blank	Total/NA	Solid	6010B	587844
LCS 570-587844/2-A	Lab Control Sample	Total/NA	Solid	6010B	587844
LCSD 570-587844/3-A	Lab Control Sample Dup	Total/NA	Solid	6010B	587844
570-234737-5 MS	HV-SED-250610	Total/NA	Solid	6010B	587844
570-234737-5 MSD	HV-SED-250610	Total/NA	Solid	6010B	587844

Lab Chronicle

Client: GSI Environmental Inc
Project/Site: 5182 - AJU -BB

Job ID: 570-234737-1

Client Sample ID: OW-SED-1-250610

Lab Sample ID: 570-234737-1

Date Collected: 06/10/25 08:10

Matrix: Solid

Date Received: 06/16/25 07:35

Prep Type	Batch Type	Batch Method	Run	Dil Factor	Initial Amount	Final Amount	Batch Number	Prepared or Analyzed	Analyst	Lab
Total/NA	Leach	DI Leach			9.99 g	100 mL	588861	06/24/25 18:11	EV3M	EET CAL 4
Total/NA	Analysis	314.0		1	4 mL	4 mL	589162	06/25/25 15:09	M5Z3	EET CAL 4
Instrument ID: IC8										
Total/NA	Prep	3050B			1.96 g	50 mL	587844	06/23/25 08:13	GYR8	EET CAL 4
Total/NA	Analysis	6010B		5			589041	06/25/25 00:49	K1UV	EET CAL 4
Instrument ID: ICP10										
Total/NA	Prep	7471A			0.51 g	50 mL	586223	06/19/25 01:44	VCN7	EET CAL 4
Total/NA	Analysis	7471A		1			586469	06/19/25 16:01	RL6Q	EET CAL 4
Instrument ID: HG7										

Client Sample ID: HV-1-250610

Lab Sample ID: 570-234737-2

Date Collected: 06/10/25 08:50

Matrix: Solid

Date Received: 06/16/25 07:35

Prep Type	Batch Type	Batch Method	Run	Dil Factor	Initial Amount	Final Amount	Batch Number	Prepared or Analyzed	Analyst	Lab
Total/NA	Leach	DI Leach			10.02 g	100 mL	588861	06/24/25 18:11	EV3M	EET CAL 4
Total/NA	Analysis	314.0		1	4 mL	4 mL	589162	06/25/25 17:13	M5Z3	EET CAL 4
Instrument ID: IC8										
Total/NA	Prep	3050B			1.99 g	50 mL	587844	06/23/25 08:13	GYR8	EET CAL 4
Total/NA	Analysis	6010B		5			589041	06/25/25 00:52	K1UV	EET CAL 4
Instrument ID: ICP10										
Total/NA	Prep	7471A			0.52 g	50 mL	586223	06/19/25 01:44	VCN7	EET CAL 4
Total/NA	Analysis	7471A		1			586469	06/19/25 16:27	RL6Q	EET CAL 4
Instrument ID: HG7										

Client Sample ID: HV-2-250610

Lab Sample ID: 570-234737-3

Date Collected: 06/10/25 08:55

Matrix: Solid

Date Received: 06/16/25 07:35

Prep Type	Batch Type	Batch Method	Run	Dil Factor	Initial Amount	Final Amount	Batch Number	Prepared or Analyzed	Analyst	Lab
Total/NA	Leach	DI Leach			9.99 g	100 mL	588861	06/24/25 18:11	EV3M	EET CAL 4
Total/NA	Analysis	314.0		1	4 mL	4 mL	589162	06/25/25 17:55	M5Z3	EET CAL 4
Instrument ID: IC8										
Total/NA	Prep	3050B			2.01 g	50 mL	587844	06/23/25 08:13	GYR8	EET CAL 4
Total/NA	Analysis	6010B		5			589041	06/25/25 00:54	K1UV	EET CAL 4
Instrument ID: ICP10										
Total/NA	Prep	7471A			0.51 g	50 mL	586223	06/19/25 01:44	VCN7	EET CAL 4
Total/NA	Analysis	7471A		1			586469	06/19/25 16:29	RL6Q	EET CAL 4
Instrument ID: HG7										

Lab Chronicle

Client: GSI Environmental Inc
Project/Site: 5182 - AJU -BB

Job ID: 570-234737-1

Client Sample ID: HV-SED-1-250610

Lab Sample ID: 570-234737-4

Date Collected: 06/10/25 09:00

Matrix: Solid

Date Received: 06/16/25 07:35

Prep Type	Batch Type	Batch Method	Run	Dil Factor	Initial Amount	Final Amount	Batch Number	Prepared or Analyzed	Analyst	Lab
Total/NA	Leach	DI Leach			10.00 g	100 mL	588861	06/24/25 18:11	EV3M	EET CAL 4
Total/NA	Analysis	314.0		1	4 mL	4 mL	589162	06/25/25 18:36	M5Z3	EET CAL 4
Instrument ID: IC8										
Total/NA	Prep	3050B			1.96 g	50 mL	587844	06/23/25 08:13	GYR8	EET CAL 4
Total/NA	Analysis	6010B		5			589041	06/25/25 00:56	K1UV	EET CAL 4
Instrument ID: ICP10										
Total/NA	Prep	7471A			0.50 g	50 mL	586223	06/19/25 01:44	VCN7	EET CAL 4
Total/NA	Analysis	7471A		1			586469	06/19/25 16:30	RL6Q	EET CAL 4
Instrument ID: HG7										

Client Sample ID: HV-SED-250610

Lab Sample ID: 570-234737-5

Date Collected: 06/10/25 09:05

Matrix: Solid

Date Received: 06/16/25 07:35

Prep Type	Batch Type	Batch Method	Run	Dil Factor	Initial Amount	Final Amount	Batch Number	Prepared or Analyzed	Analyst	Lab
Total/NA	Leach	DI Leach			10.03 g	100 mL	588861	06/24/25 18:11	EV3M	EET CAL 4
Total/NA	Analysis	314.0		1	4 mL	4 mL	589162	06/25/25 19:18	M5Z3	EET CAL 4
Instrument ID: IC8										
Total/NA	Prep	3050B			1.99 g	50 mL	587844	06/23/25 08:13	GYR8	EET CAL 4
Total/NA	Analysis	6010B		5			589041	06/25/25 00:40	K1UV	EET CAL 4
Instrument ID: ICP10										
Total/NA	Prep	7471A			0.53 g	50 mL	586223	06/19/25 01:44	VCN7	EET CAL 4
Total/NA	Analysis	7471A		1			586469	06/19/25 16:32	RL6Q	EET CAL 4
Instrument ID: HG7										

Client Sample ID: D-5/6-SED-250610

Lab Sample ID: 570-234737-6

Date Collected: 06/10/25 10:05

Matrix: Solid

Date Received: 06/16/25 07:35

Prep Type	Batch Type	Batch Method	Run	Dil Factor	Initial Amount	Final Amount	Batch Number	Prepared or Analyzed	Analyst	Lab
Total/NA	Leach	DI Leach			10.02 g	100 mL	588861	06/24/25 18:11	EV3M	EET CAL 4
Total/NA	Analysis	314.0		1	4 mL	4 mL	589162	06/25/25 20:40	M5Z3	EET CAL 4
Instrument ID: IC8										
Total/NA	Prep	3050B			2.00 g	50 mL	587844	06/23/25 08:13	GYR8	EET CAL 4
Total/NA	Analysis	6010B		5			589041	06/25/25 00:59	K1UV	EET CAL 4
Instrument ID: ICP10										
Total/NA	Prep	7471A			0.52 g	50 mL	586223	06/19/25 01:44	VCN7	EET CAL 4
Total/NA	Analysis	7471A		1			586469	06/19/25 16:34	RL6Q	EET CAL 4
Instrument ID: HG7										

Lab Chronicle

Client: GSI Environmental Inc
Project/Site: 5182 - AJU -BB

Job ID: 570-234737-1

Client Sample ID: CIT-1-250610

Lab Sample ID: 570-234737-7

Date Collected: 06/10/25 10:30

Matrix: Solid

Date Received: 06/16/25 07:35

Prep Type	Batch Type	Batch Method	Run	Dil Factor	Initial Amount	Final Amount	Batch Number	Prepared or Analyzed	Analyst	Lab
Total/NA	Leach	DI Leach			9.99 g	100 mL	588861	06/24/25 18:11	EV3M	EET CAL 4
Total/NA	Analysis	314.0		1	4 mL	4 mL	589162	06/25/25 21:21	M5Z3	EET CAL 4
Instrument ID: IC8										
Total/NA	Prep	3050B			1.98 g	50 mL	587844	06/23/25 08:13	GYR8	EET CAL 4
Total/NA	Analysis	6010B		5			589041	06/25/25 01:06	K1UV	EET CAL 4
Instrument ID: ICP10										
Total/NA	Prep	7471A			0.52 g	50 mL	586223	06/19/25 01:44	VCN7	EET CAL 4
Total/NA	Analysis	7471A		1			586469	06/19/25 16:36	RL6Q	EET CAL 4
Instrument ID: HG7										

Client Sample ID: TF-1-250610

Lab Sample ID: 570-234737-8

Date Collected: 06/10/25 11:00

Matrix: Solid

Date Received: 06/16/25 07:35

Prep Type	Batch Type	Batch Method	Run	Dil Factor	Initial Amount	Final Amount	Batch Number	Prepared or Analyzed	Analyst	Lab
Total/NA	Leach	DI Leach			10.03 g	100 mL	588861	06/24/25 18:11	EV3M	EET CAL 4
Total/NA	Analysis	314.0		1	4 mL	4 mL	589162	06/25/25 22:04	M5Z3	EET CAL 4
Instrument ID: IC8										
Total/NA	Prep	3050B			1.97 g	50 mL	587844	06/23/25 08:13	GYR8	EET CAL 4
Total/NA	Analysis	6010B		5			589041	06/25/25 01:08	K1UV	EET CAL 4
Instrument ID: ICP10										
Total/NA	Prep	7471A			0.51 g	50 mL	586223	06/19/25 01:44	VCN7	EET CAL 4
Total/NA	Analysis	7471A		1			586469	06/19/25 16:38	RL6Q	EET CAL 4
Instrument ID: HG7										

Client Sample ID: KC-1-250610

Lab Sample ID: 570-234737-9

Date Collected: 06/10/25 11:25

Matrix: Solid

Date Received: 06/16/25 07:35

Prep Type	Batch Type	Batch Method	Run	Dil Factor	Initial Amount	Final Amount	Batch Number	Prepared or Analyzed	Analyst	Lab
Total/NA	Leach	DI Leach			10.00 g	100 mL	588861	06/24/25 18:11	EV3M	EET CAL 4
Total/NA	Analysis	314.0		1	4 mL	4 mL	589162	06/25/25 22:46	M5Z3	EET CAL 4
Instrument ID: IC8										
Total/NA	Prep	3050B			2.02 g	50 mL	587844	06/23/25 08:13	GYR8	EET CAL 4
Total/NA	Analysis	6010B		5			589041	06/25/25 01:11	K1UV	EET CAL 4
Instrument ID: ICP10										
Total/NA	Prep	7471A			0.53 g	50 mL	586223	06/19/25 01:44	VCN7	EET CAL 4
Total/NA	Analysis	7471A		1			586469	06/19/25 16:40	RL6Q	EET CAL 4
Instrument ID: HG7										

Lab Chronicle

Client: GSI Environmental Inc
Project/Site: 5182 - AJU -BB

Job ID: 570-234737-1

Client Sample ID: GF-1-250610

Lab Sample ID: 570-234737-10

Date Collected: 06/10/25 11:35

Matrix: Solid

Date Received: 06/16/25 07:35

Prep Type	Batch Type	Batch Method	Run	Dil Factor	Initial Amount	Final Amount	Batch Number	Prepared or Analyzed	Analyst	Lab
Total/NA	Leach	DI Leach			10.01 g	100 mL	588861	06/24/25 18:11	EV3M	EET CAL 4
Total/NA	Analysis	314.0		1	4 mL	4 mL	589162	06/25/25 23:27	M5Z3	EET CAL 4
Instrument ID: IC8										
Total/NA	Prep	3050B			2.03 g	50 mL	587844	06/23/25 08:13	GYR8	EET CAL 4
Total/NA	Analysis	6010B		5			589041	06/25/25 01:13	K1UV	EET CAL 4
Instrument ID: ICP10										
Total/NA	Prep	7471A			0.53 g	50 mL	586223	06/19/25 01:44	VCN7	EET CAL 4
Total/NA	Analysis	7471A		1			587126	06/20/25 09:43	RL6Q	EET CAL 4
Instrument ID: HG8										

Client Sample ID: AT-1-250610

Lab Sample ID: 570-234737-11

Date Collected: 06/10/25 11:50

Matrix: Solid

Date Received: 06/16/25 07:35

Prep Type	Batch Type	Batch Method	Run	Dil Factor	Initial Amount	Final Amount	Batch Number	Prepared or Analyzed	Analyst	Lab
Total/NA	Leach	DI Leach			9.99 g	100 mL	588861	06/24/25 18:11	EV3M	EET CAL 4
Total/NA	Analysis	314.0		1	4 mL	4 mL	589162	06/26/25 00:09	M5Z3	EET CAL 4
Instrument ID: IC8										
Total/NA	Prep	3050B			1.98 g	50 mL	587844	06/23/25 08:13	GYR8	EET CAL 4
Total/NA	Analysis	6010B		5			589041	06/25/25 01:15	K1UV	EET CAL 4
Instrument ID: ICP10										
Total/NA	Prep	7471A			0.53 g	50 mL	586223	06/19/25 01:44	VCN7	EET CAL 4
Total/NA	Analysis	7471A		1			587126	06/20/25 09:45	RL6Q	EET CAL 4
Instrument ID: HG8										

Client Sample ID: OS1-SED-1-250610

Lab Sample ID: 570-234737-12

Date Collected: 06/10/25 13:30

Matrix: Solid

Date Received: 06/16/25 07:35

Prep Type	Batch Type	Batch Method	Run	Dil Factor	Initial Amount	Final Amount	Batch Number	Prepared or Analyzed	Analyst	Lab
Total/NA	Leach	DI Leach			9.98 g	100 mL	588861	06/24/25 18:11	EV3M	EET CAL 4
Total/NA	Analysis	314.0		1	4 mL	4 mL	589162	06/26/25 00:50	M5Z3	EET CAL 4
Instrument ID: IC8										
Total/NA	Prep	3050B			1.98 g	50 mL	587844	06/23/25 08:13	GYR8	EET CAL 4
Total/NA	Analysis	6010B		5			589041	06/25/25 01:18	K1UV	EET CAL 4
Instrument ID: ICP10										
Total/NA	Prep	7471A			0.50 g	50 mL	586223	06/19/25 01:44	VCN7	EET CAL 4
Total/NA	Analysis	7471A		1			587126	06/20/25 09:47	RL6Q	EET CAL 4
Instrument ID: HG8										

Lab Chronicle

Client: GSI Environmental Inc
Project/Site: 5182 - AJU -BB

Job ID: 570-234737-1

Client Sample ID: SRE-SED-4-250610

Lab Sample ID: 570-234737-13

Date Collected: 06/10/25 13:50

Matrix: Solid

Date Received: 06/16/25 07:35

Prep Type	Batch Type	Batch Method	Run	Dil Factor	Initial Amount	Final Amount	Batch Number	Prepared or Analyzed	Analyst	Lab
Total/NA	Leach	DI Leach			10.01 g	100 mL	588861	06/24/25 18:11	EV3M	EET CAL 4
Total/NA	Analysis	314.0		1	4 mL	4 mL	589162	06/26/25 01:31	M5Z3	EET CAL 4
Instrument ID: IC8										
Total/NA	Prep	3050B			1.97 g	50 mL	587844	06/23/25 08:13	GYR8	EET CAL 4
Total/NA	Analysis	6010B		5			589041	06/25/25 01:20	K1UV	EET CAL 4
Instrument ID: ICP10										
Total/NA	Prep	7471A			0.52 g	50 mL	586223	06/19/25 01:44	VCN7	EET CAL 4
Total/NA	Analysis	7471A		1			587126	06/20/25 09:49	RL6Q	EET CAL 4
Instrument ID: HG8										

Client Sample ID: OS357-SED-250610

Lab Sample ID: 570-234737-14

Date Collected: 06/10/25 15:20

Matrix: Solid

Date Received: 06/16/25 07:35

Prep Type	Batch Type	Batch Method	Run	Dil Factor	Initial Amount	Final Amount	Batch Number	Prepared or Analyzed	Analyst	Lab
Total/NA	Leach	DI Leach			9.99 g	100 mL	588861	06/24/25 18:11	EV3M	EET CAL 4
Total/NA	Analysis	314.0		1	4 mL	4 mL	589162	06/26/25 02:13	M5Z3	EET CAL 4
Instrument ID: IC8										
Total/NA	Prep	3050B			1.98 g	50 mL	587844	06/23/25 08:13	GYR8	EET CAL 4
Total/NA	Analysis	6010B		5			589041	06/25/25 01:22	K1UV	EET CAL 4
Instrument ID: ICP10										
Total/NA	Prep	7471A			0.47 g	50 mL	586223	06/19/25 01:44	VCN7	EET CAL 4
Total/NA	Analysis	7471A		1			587126	06/20/25 09:51	RL6Q	EET CAL 4
Instrument ID: HG8										

Client Sample ID: RRMDf-SED-D-250610

Lab Sample ID: 570-234737-15

Date Collected: 06/10/25 15:40

Matrix: Solid

Date Received: 06/16/25 07:35

Prep Type	Batch Type	Batch Method	Run	Dil Factor	Initial Amount	Final Amount	Batch Number	Prepared or Analyzed	Analyst	Lab
Total/NA	Leach	DI Leach			10.02 g	100 mL	588861	06/24/25 18:11	EV3M	EET CAL 4
Total/NA	Analysis	314.0		1	4 mL	4 mL	589162	06/26/25 02:54	M5Z3	EET CAL 4
Instrument ID: IC8										
Total/NA	Prep	3050B			1.97 g	50 mL	587844	06/23/25 08:13	GYR8	EET CAL 4
Total/NA	Analysis	6010B		5			589041	06/25/25 01:25	K1UV	EET CAL 4
Instrument ID: ICP10										
Total/NA	Prep	7471A			0.49 g	50 mL	586223	06/19/25 01:44	VCN7	EET CAL 4
Total/NA	Analysis	7471A		1			587126	06/20/25 09:53	RL6Q	EET CAL 4
Instrument ID: HG8										

Laboratory References:

EET CAL 4 = Eurofins Calscience Tustin, 2841 Dow Avenue, Tustin, CA 92780, TEL (714)895-5494

Accreditation/Certification Summary

Client: GSI Environmental Inc
Project/Site: 5182 - AJU -BB

Job ID: 570-234737-1

Laboratory: Eurofins Calscience

Unless otherwise noted, all analytes for this laboratory were covered under each accreditation/certification below.

Authority	Program	Identification Number	Expiration Date
California	State	3082	07-31-25

The following analytes are included in this report, but the laboratory is not certified by the governing authority. This list may include analytes for which the agency does not offer certification.

Analysis Method	Prep Method	Matrix	Analyte	
314.0		Solid	Perchlorate	
Oregon	NELAP		4175	02-02-26

- 1
- 2
- 3
- 4
- 5
- 6
- 7
- 8
- 9
- 10
- 11
- 12
- 13
- 14

Method Summary

Client: GSI Environmental Inc
Project/Site: 5182 - AJU -BB

Job ID: 570-234737-1

Method	Method Description	Protocol	Laboratory
314.0	Perchlorate (IC)	EPA	EET CAL 4
6010B	Metals (ICP)	SW846	EET CAL 4
7471A	Mercury (CVAA)	SW846	EET CAL 4
3050B	Preparation, Metals	SW846	EET CAL 4
7471A	Preparation, Mercury	SW846	EET CAL 4
DI Leach	Deionized Water Leaching Procedure	ASTM	EET CAL 4

Protocol References:

ASTM = ASTM International

EPA = US Environmental Protection Agency

SW846 = "Test Methods For Evaluating Solid Waste, Physical/Chemical Methods", Third Edition, November 1986 And Its Updates.

Laboratory References:

EET CAL 4 = Eurofins Calscience Tustin, 2841 Dow Avenue, Tustin, CA 92780, TEL (714)895-5494




Sample Summary

Client: GSI Environmental Inc
Project/Site: 5182 - AJU -BB

Job ID: 570-234737-1

Lab Sample ID	Client Sample ID	Matrix	Collected	Received
570-234737-1	OW-SED-1-250610	Solid	06/10/25 08:10	06/16/25 07:35
570-234737-2	HV-1-250610	Solid	06/10/25 08:50	06/16/25 07:35
570-234737-3	HV-2-250610	Solid	06/10/25 08:55	06/16/25 07:35
570-234737-4	HV-SED-1-250610	Solid	06/10/25 09:00	06/16/25 07:35
570-234737-5	HV-SED-250610	Solid	06/10/25 09:05	06/16/25 07:35
570-234737-6	D-5/6-SED-250610	Solid	06/10/25 10:05	06/16/25 07:35
570-234737-7	CIT-1-250610	Solid	06/10/25 10:30	06/16/25 07:35
570-234737-8	TF-1-250610	Solid	06/10/25 11:00	06/16/25 07:35
570-234737-9	KC-1-250610	Solid	06/10/25 11:25	06/16/25 07:35
570-234737-10	GF-1-250610	Solid	06/10/25 11:35	06/16/25 07:35
570-234737-11	AT-1-250610	Solid	06/10/25 11:50	06/16/25 07:35
570-234737-12	OS1-SED-1-250610	Solid	06/10/25 13:30	06/16/25 07:35
570-234737-13	SRE-SED-4-250610	Solid	06/10/25 13:50	06/16/25 07:35
570-234737-14	OS357-SED-250610	Solid	06/10/25 15:20	06/16/25 07:35
570-234737-15	RRMDF-SED-D-250610	Solid	06/10/25 15:40	06/16/25 07:35





FROM: GSI Environmental Inc. 2000 Powell Street, Suite 820 Emeryville, CA 94608		PROJECT NAME: AJU-BB	PROJECT NO.: 5182
TEL: (510) 463-8484		PROJECT CONTACT: Matt Goerz, Skyler Bowersmith	LAB CONTACT: <u>Janice B</u> Afsaneh Salimpour (Pleasanton)
E-MAIL: mpgoerz@gsi-net.com ; sjbowersmith@gsi-net.com		GLOBAL ID: ..	SAMPLER(S): (PRINT) <u>AG SJB</u>

LABORATORY: Eurofins Calscience

TURNAROUND TIME: SAME DAY 24 HR 48 HR 72 HR 5 DAYS STANDARD

SPECIAL INSTRUCTIONS:

REQUESTED ANALYSES
Please check box or fill in blank as needed.

LAB USE ONLY	SAMPLE ID	SAMPLING		MATRIX	NO. OF CONT.	Unpreserved	Preserved	Field Filtered	Title 22 Metals (6010/7470)	Perchlorate (314.0)												
		DATE	TIME																			
1	OW-SED-1-250610	6/10/25	0810	SO	1	x			x	x												
2	HV-1-250610		0850			x			x	x												
3	HV-2-250610		0855			x			x	x												
4	HV-SED-1-250610		0900			x			x	x												
5	HV-SED-250610		0905			x			x	x												
6	D-5/6-SED-250610		1005			x			x	x												
7	GLI-1-250610		1030			x			x	x												
8	TF-1-250610		1100			x			x	x												
9	KC-1-250610		1125			x			x	x												
10	GF-1-250610		1135			x			x	x												
11	AT-1-250610		1150			x			x	x												
12	OS1-SED-1-250610		1330			x			x	x												
13	SRE-SED-4-250610		1350			x			x	x												
14	08357-SED-250610		1520			x			x	x												
15	RRMDF-SED-D-250610		1540			x			x	x												

Relinquished by: (Signature) <u>[Signature]</u>	Received by: (Signature) <u>Jedet</u>	Date:	Time:
Relinquished by: (Signature) <u>Fedo</u>	Received by: (Signature) <u>[Signature]</u>	Date: <u>6/16/25</u>	Time: <u>0735</u>
Relinquished by: (Signature)	Received by: (Signature)	Date:	Time:

2.7/3.2 J011

Login Sample Receipt Checklist

Client: GSI Environmental Inc

Job Number: 570-234737-1

Login Number: 234737

List Number: 1

Creator: Vitente, Precy

List Source: Eurofins Calscience

Question	Answer	Comment
Radioactivity wasn't checked or is <=/ background as measured by a survey meter.	N/A	
The cooler's custody seal, if present, is intact.	True	
Sample custody seals, if present, are intact.	True	
The cooler or samples do not appear to have been compromised or tampered with.	True	
Samples were received on ice.	True	
Cooler Temperature is acceptable.	True	
Cooler Temperature is recorded.	True	
COC is present.	True	
COC is filled out in ink and legible.	True	
COC is filled out with all pertinent information.	True	
Is the Field Sampler's name present on COC?	True	
There are no discrepancies between the containers received and the COC.	True	
Samples are received within Holding Time (excluding tests with immediate HTs)	True	
Sample containers have legible labels.	True	
Containers are not broken or leaking.	True	
Sample collection date/times are provided.	True	
Appropriate sample containers are used.	True	
Sample bottles are completely filled.	True	
Sample Preservation Verified.	True	
There is sufficient vol. for all requested analyses, incl. any requested MS/MSDs	True	
Containers requiring zero headspace have no headspace or bubble is <6mm (1/4").	True	
Multiphasic samples are not present.	True	
Samples do not require splitting or compositing.	True	
Residual Chlorine Checked.	N/A	



July 15, 2025

Skyler Bowersmith
GSI Environmental Inc.
155 Grand Ave
Suite 704
Oakland, California 94612

Re: Near SSFL
Work Order: 729007

Dear Skyler Bowersmith:

GEL Laboratories, LLC (GEL) appreciates the opportunity to provide the enclosed analytical results for the sample(s) we received on June 16, 2025. This original data report has been prepared and reviewed in accordance with GEL's standard operating procedures.

The samples were delivered with proper chain of custody documentation and signatures. All sample containers arrived without any visible signs of tampering or breakage. There are no additional comments concerning sample receipt.

Test results for NELAP or ISO 17025 accredited tests are verified to meet the requirements of those standards, with any exceptions noted. The results reported relate only to the items tested and to the sample as received by the laboratory. These results may not be reproduced except as full reports without approval by the laboratory. Copies of GEL's accreditations and certifications can be found on our website at www.gel.com.

Our policy is to provide high quality, personalized analytical services to enable you to meet your analytical needs on time every time. We trust that you will find everything in order and to your satisfaction. If you have any questions, please do not hesitate to call me at (843) 556-8171, ext. 1614.

Sincerely,



Delaney Stonessmith
Project Manager

Purchase Order: 5182
Enclosures

GEL LABORATORIES LLC

2040 Savage Road Charleston SC 29407 - (843) 556-8171 - www.gel.com

Certificate of Analysis Report for

GSIE002 GSI Environmental Inc.

Client SDG: 729007 GEL Work Order: 729007

The Qualifiers in this report are defined as follows:

- * A quality control analyte recovery is outside of specified acceptance criteria
- ** Analyte is a Tracer compound
- ** Analyte is a surrogate compound
- U Analyte was analyzed for, but not detected above the MDL, MDA, MDC or LOD.

Where the analytical method has been performed under NELAP certification, the analysis has met all of the requirements of the NELAC standard unless qualified on the Certificate of Analysis.

The designation ND, if present, appears in the result column when the analyte concentration is not detected above the limit as defined in the 'U' qualifier above.

This data report has been prepared and reviewed in accordance with GEL Laboratories LLC standard operating procedures. Please direct any questions to your Project Manager, Delaney Stonessmith.

Reviewed by



GEL LABORATORIES LLC

2040 Savage Road Charleston SC 29407 - (843) 556-8171 - www.gel.com

Certificate of Analysis

Company : GSI Environmental Inc.
Address : 155 Grand Ave
Suite 704
Oakland, California 94612
Contact: Skyler Bowersmith
Project: Near SSFL

Report Date: July 15, 2025

Client Sample ID: HV-W-250610
Sample ID: 729007001
Matrix: Water
Collect Date: 10-JUN-25
Receive Date: 16-JUN-25
Collector: Client

Project: GSIE00119
Client ID: GSIE002

Parameter	Qualifier	Result	Uncertainty	MDC	TPU	RL	Units	PF	DF	Analyst	Date	Time	Batch	Mtd.
Rad Gamma Spec Analysis														
<i>Gammaspec, Gamma, Liquid (Standard List) "As Received"</i>														
Cesium-137	U	-1.77	+/-5.57	8.83	+/-5.63	10.0	pCi/L			RXF2	07/15/25	0650	2818521	1
Rad Gas Flow Proportional Counting														
<i>GFPC, Sr90, Liquid "As Received"</i>														
Strontium-90	U	0.298	+/-0.708	1.27	+/-0.710	2.00	pCi/L			CH7	06/26/25	1522	2814630	2
Rad Liquid Scintillation Analysis														
<i>LSC, Tritium Distillation, Liquid "As Received"</i>														
Tritium	U	72.1	+/-255	454	+/-256	700	pCi/L			IT1	06/30/25	0602	2814650	3

The following Analytical Methods were performed

Method	Description
1	EPA 901.1
2	EPA 905.0 Modified/DOE RP501 Rev. 1 Modified
3	EPA 906.0 Modified

Surrogate/Tracer Recovery	Test	Batch ID	Recovery%	Acceptable Limits
Strontium Carrier	GFPC, Sr90, Liquid "As Received"	2814630	76.5	(25%-125%)

Notes:
The MDC is a sample specific MDC.
TPU and Counting Uncertainty are calculated at the 95% confidence level (1.96-sigma).

Column headers are defined as follows:

DF: Dilution Factor
DL: Detection Limit
Lc/LC: Critical Level
MDA: Minimum Detectable Activity
MDC: Minimum Detectable Concentration

Mtd.: Method
PF: Prep Factor
RL: Reporting Limit
TPU: Total Propagated Uncertainty

GEL LABORATORIES LLC

2040 Savage Road Charleston SC 29407 - (843) 556-8171 - www.gel.com

Certificate of Analysis

Company : GSI Environmental Inc.
 Address : 155 Grand Ave
 Suite 704
 Oakland, California 94612

Report Date: July 15, 2025

Contact: Skyler Bowersmith
 Project: Near SSFL

Client Sample ID: OS1-W-250610
 Sample ID: 729007002
 Matrix: Water
 Collect Date: 10-JUN-25
 Receive Date: 16-JUN-25
 Collector: Client

Project: GSIE00119
 Client ID: GSIE002

Parameter	Qualifier	Result	Uncertainty	MDC	TPU	RL	Units	PF	DF	Analyst	Date	Time	Batch	Mtd.
Rad Gamma Spec Analysis														
<i>Gammascpec, Gamma, Liquid (Standard List) "As Received"</i>														
Cesium-137	U	6.20	+/-10.1	6.92	+/-10.2	10.0	pCi/L			RXF2	07/15/25	0837	2818521	1
Rad Gas Flow Proportional Counting														
<i>GFPC, Sr90, Liquid "As Received"</i>														
Strontium-90	U	0.0679	+/-0.585	1.14	+/-0.585	2.00	pCi/L			CH7	06/26/25	1522	2814630	2
Rad Liquid Scintillation Analysis														
<i>LSC, Tritium Distillation, Liquid "As Received"</i>														
Tritium	U	83.4	+/-277	486	+/-278	700	pCi/L			IT1	06/29/25	2243	2814651	3

The following Analytical Methods were performed

Method	Description
1	EPA 901.1
2	EPA 905.0 Modified/DOE RP501 Rev. 1 Modified
3	EPA 906.0 Modified

Surrogate/Tracer Recovery	Test	Batch ID	Recovery%	Acceptable Limits
Strontium Carrier	GFPC, Sr90, Liquid "As Received"	2814630	69.4	(25%-125%)

Notes:
 The MDC is a sample specific MDC.
 TPU and Counting Uncertainty are calculated at the 95% confidence level (1.96-sigma).

Column headers are defined as follows:

- | | |
|---------------------------------------|-----------------------------------|
| DF: Dilution Factor | Mtd.: Method |
| DL: Detection Limit | PF: Prep Factor |
| Lc/LC: Critical Level | RL: Reporting Limit |
| MDA: Minimum Detectable Activity | TPU: Total Propagated Uncertainty |
| MDC: Minimum Detectable Concentration | |

GEL LABORATORIES LLC

2040 Savage Road Charleston SC 29407 - (843) 556-8171 - www.gel.com

Certificate of Analysis

Company : GSI Environmental Inc.
Address : 155 Grand Ave
Suite 704
Oakland, California 94612

Report Date: July 15, 2025

Contact: Skyler Bowersmith

Project: Near SSFL

Client Sample ID: OS357-W-250610

Project: GSIE00119

Sample ID: 729007003

Client ID: GSIE002

Matrix: Water

Collect Date: 10-JUN-25

Receive Date: 16-JUN-25

Collector: Client

Parameter	Qualifier	Result	Uncertainty	MDC	TPU	RL	Units	PF	DF	Analyst	Date	Time	Batch	Mtd.
Rad Gamma Spec Analysis														
<i>Gammascpec, Gamma, Liquid (Standard List) "As Received"</i>														
Cesium-137	U	-0.437	+/-3.15	5.72	+/-3.16	10.0	pCi/L			RXF2	07/15/25	0838	2818521	1
Rad Gas Flow Proportional Counting														
<i>GFPC, Sr90, Liquid "As Received"</i>														
Strontium-90	U	0.360	+/-0.689	1.22	+/-0.692	2.00	pCi/L			CH7	06/26/25	1523	2814630	2
Rad Liquid Scintillation Analysis														
<i>LSC, Tritium Distillation, Liquid "As Received"</i>														
Tritium	U	132	+/-273	472	+/-274	700	pCi/L			IT1	06/29/25	2325	2814651	3

The following Analytical Methods were performed

Method	Description
1	EPA 901.1
2	EPA 905.0 Modified/DOE RP501 Rev. 1 Modified
3	EPA 906.0 Modified

Surrogate/Tracer Recovery	Test	Batch ID	Recovery%	Acceptable Limits
Strontium Carrier	GFPC, Sr90, Liquid "As Received"	2814630	77.6	(25%-125%)

Notes:
The MDC is a sample specific MDC.
TPU and Counting Uncertainty are calculated at the 95% confidence level (1.96-sigma).

Column headers are defined as follows:

DF: Dilution Factor
DL: Detection Limit
Lc/LC: Critical Level
MDA: Minimum Detectable Activity
MDC: Minimum Detectable Concentration

Mtd.: Method
PF: Prep Factor
RL: Reporting Limit
TPU: Total Propagated Uncertainty

GEL LABORATORIES LLC

2040 Savage Road Charleston SC 29407 - (843) 556-8171 - www.gel.com

QC Summary

Report Date: July 15, 2025
Page 1 of 3

Client : GSI Environmental Inc.
155 Grand Ave
Suite 704
Oakland, California

Contact: Skyler Bowersmith

Workorder: 729007

Parmname	NOM	Sample	Qual	QC	Units	RPD%	REC%	Range	Anlst	Date	Time
Rad Gamma Spec											
Batch	2818521										
QC1206150147	729007001 DUP										
Cesium-137	U	-1.77	U	-1.07	pCi/L	0		N/A	RXF2	07/15/25	10:00
	Uncert:	+/-5.57		+/-3.49							
	TPU:	+/-5.63		+/-3.53							
QC1206150148	LCS										
Americium-241	1.08E+05			1.18E+05	pCi/L		109	(75%-125%)	RXF2	07/15/25	10:01
	Uncert:			+/-2390							
	TPU:			+/-13900							
Cobalt-60	13200			13600	pCi/L		103	(75%-125%)			
	Uncert:			+/-547							
	TPU:			+/-1400							
Cesium-137	34900			36100	pCi/L		103	(75%-125%)			
	Uncert:			+/-709							
	TPU:			+/-3070							
QC1206150146	MB										
Cesium-137			U	-0.278	pCi/L				RXF2	07/15/25	08:39
	Uncert:			+/-2.78							
	TPU:			+/-2.79							
Rad Gas Flow											
Batch	2814630										
QC1206142793	729007001 DUP										
Strontium-90	U	0.298	U	-0.162	pCi/L	0		N/A	CH7	06/26/25	15:22
	Uncert:	+/-0.708		+/-0.657							
	TPU:	+/-0.710		+/-0.657							
QC1206142794	LCS										
Strontium-90	70.2			84.6	pCi/L		120	(75%-125%)	CH7	06/26/25	15:22
	Uncert:			+/-4.79							
	TPU:			+/-14.2							
QC1206142792	MB										
Strontium-90			U	0.168	pCi/L				CH7	06/26/25	15:22
	Uncert:			+/-0.769							
	TPU:			+/-0.770							
Rad Liquid Scintillation											
Batch	2814650										
QC1206142847	729007001 DUP										
Tritium	U	72.1	U	-65.3	pCi/L	0		N/A	IT1	06/30/25	06:35
	Uncert:	+/-255		+/-244							
	TPU:	+/-256		+/-244							
QC1206142849	LCS										
Tritium	4560			4600	pCi/L		101	(75%-125%)	IT1	06/30/25	07:08
	Uncert:			+/-525							

GEL LABORATORIES LLC

2040 Savage Road Charleston SC 29407 - (843) 556-8171 - www.gel.com

QC Summary

Workorder: 729007

Page 2 of 3

Parmname	NOM	Sample Qual	QC	Units	RPD%	REC%	Range	Anlst	Date	Time
Rad Liquid Scintillation										
Batch	2814650									
		TPU:		+/-1030						
QC1206142846	MB									
Tritium			U	121	pCi/L			IT1	06/30/2506:18	
		Uncert:		+/-265						
		TPU:		+/-266						
QC1206142848	729007001	MS								
Tritium		9120	U	72.1	8660	pCi/L	95 (75%-125%)	IT1	06/30/2506:52	
		Uncert:		+/-255						
		TPU:		+/-1960						
Batch	2814651									
QC1206142861	729007002	DUP								
Tritium			U	83.4	U	142	pCi/L	0	N/A	IT1 06/30/2500:47
		Uncert:		+/-277						
		TPU:		+/-278						
QC1206142863	LCS									
Tritium		4560			4090	pCi/L	89.7 (75%-125%)	IT1	06/30/2502:10	
		Uncert:		+/-483						
		TPU:		+/-926						
QC1206142860	MB									
Tritium			U	119	pCi/L			IT1	06/30/2500:06	
		Uncert:		+/-271						
		TPU:		+/-272						
QC1206142862	729007002	MS								
Tritium		9120	U	83.4	7540	pCi/L	82.6 (75%-125%)	IT1	06/30/2501:28	
		Uncert:		+/-277						
		TPU:		+/-1740						

Notes:

TPU and Counting Uncertainty are calculated at the 95% confidence level (1.96-sigma).

The Qualifiers in this report are defined as follows:

- U Analyte was analyzed for, but not detected above the MDL, MDA, MDC or LOD.
- J Value is estimated
- X Consult Case Narrative, Data Summary package, or Project Manager concerning this qualifier
- H Analytical holding time was exceeded
- < Result is less than value reported
- > Result is greater than value reported
- UI Gamma Spectroscopy--Uncertain identification
- BD Results are either below the MDC or tracer recovery is low
- h Preparation or preservation holding time was exceeded
- R Sample results are rejected
- ^ RPD of sample and duplicate evaluated using +/-RL. Concentrations are <5X the RL. Qualifier Not Applicable for Radiochemistry.
- N/A RPD or %Recovery limits do not apply.
- ND Analyte concentration is not detected above the detection limit

GEL LABORATORIES LLC

2040 Savage Road Charleston SC 29407 - (843) 556-8171 - www.gel.com

QC Summary

Workorder: 729007

Page 3 of 3

Parmname	NOM	Sample Qual	QC	Units	RPD%	REC%	Range	Anlst	Date	Time
M										
M										
NJ										
NJ										
FA										
FA										
UJ										
UJ										
Q										
Q										
K										
K										
UL										
UL										
L										
L										
N1										
N1										
Y										
Y										
**										
**										
M										
M										
x										
x										

N/A indicates that spike recovery limits do not apply when sample concentration exceeds spike conc. by a factor of 4 or more or %RPD not applicable.

** Indicates analyte is a surrogate/tracer compound.

^ The Relative Percent Difference (RPD) obtained from the sample duplicate (DUP) is evaluated against the acceptance criteria when the sample is greater than five times (5X) the contract required detection limit (RL). In cases where either the sample or duplicate value is less than 5X the RL, a control limit of +/- the RL is used to evaluate the DUP result.

For PS, PSD, and SDILT results, the values listed are the measured amounts, not final concentrations.

Where the analytical method has been performed under NELAP certification, the analysis has met all of the requirements of the NELAC standard unless qualified on the QC Summary.

729007 ~~729009~~ An 6/18

FROM: GSI Environmental Inc. 2000 Powell Street, Suite 820 Emeryville, CA 94608		PROJECT NAME: AJU-BB			PROJECT NO.: 5182						
TEL: (510) 463-8484		PROJECT CONTACT: Matt Goerz, Skyler Bowersmith			LAB CONTACT: Delaney Stone						
E-MAIL: mpgoerz@gsi-net.com ; sjbowersmith@gsi-net.com		GLOBAL ID: ..			SAMPLER(S): (PRINT) AG SJB						
LABORATORY: GEL Laboratories				REQUESTED ANALYSES Please check box or fill in blank as needed.							
TURNAROUND TIME: <input type="checkbox"/> SAME DAY <input type="checkbox"/> 24 HR <input type="checkbox"/> 48 HR <input type="checkbox"/> 72 HR <input type="checkbox"/> 5 DAYS <input checked="" type="checkbox"/> STANDARD				Unpreserved	Preserved	Field Filtered	Sr-90 (905.0)	Cs-137 (901.1)	H-3 (906)		
SPECIAL INSTRUCTIONS: - Sr-90 MDC of 8 pCi/L - Cs-137 MDC of 200 pCi/L - H-3 MDC of 20,000 pCi/L											
LAB USE ONLY	SAMPLE ID	SAMPLING		MATRIX	NO. OF CONT.	Unpreserved	Preserved	Field Filtered	Sr-90 (905.0)	Cs-137 (901.1)	H-3 (906)
		DATE	TIME								
	HV-W-250610	6/10/25	0905	W	3	X	X	X	X	X	X
	OS1-W-250610		1330	W	3	X	X	X	X	X	X
	OS357-W-250610		1520	W	3	X	X	X	X	X	X
Relinquished by: (Signature)						Received by: (Signature)					
Relinquished by: (Signature)						Received by: (Signature)					
Relinquished by: (Signature)						Received by: (Signature)					
						Date: <u>6/10/25</u>		Time: <u>900</u>			

AG

SAMPLE RECEIPT & REVIEW FORM

Client: CSIE SDG/AR/COC/Work Order: 729007 GEL PM: 10-5
 Received By: Thyasia Tatum Date Received at GEL: 6/10/25

FedEx Express FedEx Ground UPS Field Services Courier Client Other:
 IR Temp gun # IR2-23 Daily Calibration Performed: Y N

Tracking Number	Temp (C)	If over 6 °C, check if samples do not require cold preservation (ie radiochem only).	Tracking Number	Temp (C)	If over 6 °C, check if samples do not require cold preservation (ie radiochem only).
<u>882023018273</u>	<u>190</u>		<u>882023018295</u>	<u>180</u>	<input checked="" type="checkbox"/>
			<u>882023018284</u>	<u>190</u>	

Suspected Hazard Information

Yes No *If Net Counts > 100cpm on samples not marked "radioactive", contact the Radiation Safety Group for further investigation.

A) Shipped as a DOT Hazardous? **Hazard Class Shipped:** UN2910 **UN#:** UN2910 Is the Radioactive Shipment Survey Compliant? Yes No

B) Did the client designate the samples are to be received as radioactive? **COC notation or radioactive stickers on containers equal client designation.**

C) Did the RSO classify the samples as radioactive? **Maximum Net Counts Observed* (Observed Counts - Area Background Counts):** CPM mR/Hr
 Classified as: Rad 1 Rad 2 Rad 3

D) Are there any sample hazards to document? **If yes, select Hazards below.**
 PCBs Flammable Foreign Soil RCRA Asbestos Beryllium Corrosive Other:

E) Was a SDS received and reviewed by Lab Safety? **Circle Applicable: See additional Comments below. No additional comments needed after review.**

Sample Receipt Criteria	Yes	NA	No	Comments/Qualifiers (Required for Non-Conforming Items)
1 Shipping containers received intact and sealed?	<input checked="" type="checkbox"/>	<input checked="" type="checkbox"/>	<input type="checkbox"/>	Circle Applicable: Direct client dropoff Seals broken Damaged container Leaking container Other (describe)
2 Chain of custody documents included with shipment?	<input checked="" type="checkbox"/>	<input checked="" type="checkbox"/>	<input type="checkbox"/>	Circle Applicable: Client contacted and provided COC COC created upon receipt
3 If there are samples requiring cold preservation, did they arrive within (0 < 6 °C)?	<input checked="" type="checkbox"/>	<input checked="" type="checkbox"/>	<input type="checkbox"/>	Preservation Method: <u>Wet Ice</u> Ice Packs Dry Ice None Other: *all temperatures recorded next to tracking numbers are in Celcius
4 Sample containers intact and sealed?	<input checked="" type="checkbox"/>	<input checked="" type="checkbox"/>	<input type="checkbox"/>	Circle Applicable: Seals broken Damaged container Leaking container Other (describe)
5 Samples requiring chemical preservation at proper pH?	<input checked="" type="checkbox"/>	<input checked="" type="checkbox"/>	<input type="checkbox"/>	Preserved per COC request or list Sample IDs and Containers Affected:
6 Do any samples require Volatile Analysis? (If yes, answer all three additional questions.)	<input checked="" type="checkbox"/>	<input checked="" type="checkbox"/>	<input type="checkbox"/>	If Preservation added, Lot#: <u>CPM</u> If Yes, are Encores or Soil Kits present? Yes <input type="checkbox"/> No <input type="checkbox"/> (If yes, take to VOA Freezer) Do liquid VOA vials contain acid preservation? Yes <input type="checkbox"/> No <input type="checkbox"/> NA <input type="checkbox"/> (If unknown, select No) Are liquid VOA vials free of headspace? Yes <input type="checkbox"/> No <input type="checkbox"/> NA <input type="checkbox"/> Sample IDs and containers affected:
7 Samples received within holding time?	<input checked="" type="checkbox"/>	<input checked="" type="checkbox"/>	<input type="checkbox"/>	IDs and tests affected:
8 Sample IDs on COC match IDs on bottles?	<input checked="" type="checkbox"/>	<input checked="" type="checkbox"/>	<input type="checkbox"/>	IDs and containers affected:
9 Date & time on COC match date & time on bottles?	<input checked="" type="checkbox"/>	<input checked="" type="checkbox"/>	<input type="checkbox"/>	Circle Applicable: No dates on containers No times on containers COC missing info Other (describe)
10 Number of containers received match number indicated on COC?	<input checked="" type="checkbox"/>	<input checked="" type="checkbox"/>	<input type="checkbox"/>	Circle Applicable: No container count on COC Missing Container (provide details) Other (describe)
11 Are sample containers identifiable as GEL provided by use of GEL labels?	<input checked="" type="checkbox"/>	<input checked="" type="checkbox"/>	<input type="checkbox"/>	
12 COC form is properly signed in relinquished/received sections?	<input checked="" type="checkbox"/>	<input checked="" type="checkbox"/>	<input type="checkbox"/>	Circle Applicable: Not relinquished Other (describe)

Comments:

PM (or PMA) review: Initials AM Date 6/10/25
 Continuation Form Required when selected

List of current GEL Certifications as of 15 July 2025

State	Certification
Alabama	42200
Alaska	17-018
Alaska Drinking Water	SC00012
Arkansas	88-00651
CLIA	42D0904046
California	2940
Colorado	SC00012
Connecticut	PH-0169
DoD ELAP/ ISO17025 A2LA	2567.01
Florida NELAP	E87156
Foreign Soils Permit	525-24-281-19660
Georgia	SC00012
Georgia SDWA	967
Hawaii	SC00012
Idaho	SC00012
Illinois NELAP	200029
Indiana	C-SC-01
Kansas NELAP	E-10332
Kentucky SDWA	KY90129
Kentucky Wastewater	KY90129
Louisiana Drinking Water	LA024
Louisiana NELAP	03046 (AI33904)
Maine	2023019
Maryland	270
Massachusetts	M-SC012
Massachusetts PFAS Approv	Letter
Michigan	9976
Mississippi	SC00012
Nebraska	NE-OS-26-13
Nevada	NV-C24-00175
New Hampshire NELAP	205424
New Jersey NELAP	SC002
New Mexico	SC00012
New York NELAP	11501
North Carolina	233
North Carolina SDWA	45709
North Dakota	R-158
Oklahoma	2023-152
Pennsylvania NELAP	68-00485
Puerto Rico	SC00012
S. Carolina Radiochem	10120002
Sanitation Districts of L	9255651
South Carolina Chemistry	10120001
Tennessee	TN 02934
Texas NELAP	T104704235
Utah NELAP	SC000122024-45
Vermont	VT87156
Virginia NELAP	460202
Washington	C780

**Radiochemistry
Technical Case Narrative
GSI Environmental Inc.
SDG #: 729007**

Product: Gammascpec, Gamma, Liquid (Standard List)

Analytical Method: EPA 901.1

Analytical Procedure: GL-RAD-A-013 REV# 29

Analytical Batch: 2818521

The following samples were analyzed using the above methods and analytical procedure(s).

<u>GEL Sample ID#</u>	<u>Client Sample Identification</u>
729007001	HV-W-250610
729007002	OS1-W-250610
729007003	OS357-W-250610
1206150146	Method Blank (MB)
1206150147	729007001(HV-W-250610) Sample Duplicate (DUP)
1206150148	Laboratory Control Sample (LCS)

The samples in this SDG were analyzed on an "as received" basis.

Data Summary:

There are no exceptions, anomalies or deviations from the specified methods. All sample data provided in this report met the acceptance criteria specified in the analytical methods and procedures for initial calibration, continuing calibration, instrument controls and process controls where applicable.

Product: GFPC, Sr90, Liquid

Analytical Method: EPA 905.0 Modified/DOE RP501 Rev. 1 Modified

Analytical Procedure: GL-RAD-A-004 REV# 23

Analytical Batch: 2814630

The following samples were analyzed using the above methods and analytical procedure(s).

<u>GEL Sample ID#</u>	<u>Client Sample Identification</u>
729007001	HV-W-250610
729007002	OS1-W-250610
729007003	OS357-W-250610
1206142792	Method Blank (MB)
1206142793	729007001(HV-W-250610) Sample Duplicate (DUP)
1206142794	Laboratory Control Sample (LCS)

The samples in this SDG were analyzed on an "as received" basis.

Data Summary:

There are no exceptions, anomalies or deviations from the specified methods. All sample data provided in this report met the acceptance criteria specified in the analytical methods and procedures for initial calibration, continuing calibration, instrument controls and process controls where applicable.

Product: LSC, Tritium Distillation, Liquid

Analytical Method: EPA 906.0 Modified

Analytical Procedure: GL-RAD-A-002 REV# 24

Analytical Batch: 2814650

The following samples were analyzed using the above methods and analytical procedure(s).

<u>GEL Sample ID#</u>	<u>Client Sample Identification</u>
729007001	HV-W-250610
1206142846	Method Blank (MB)
1206142847	729007001(HV-W-250610) Sample Duplicate (DUP)
1206142848	729007001(HV-W-250610) Matrix Spike (MS)
1206142849	Laboratory Control Sample (LCS)

The samples in this SDG were analyzed on an "as received" basis.

Data Summary:

All sample data provided in this report met the acceptance criteria specified in the analytical methods and procedures for initial calibration, continuing calibration, instrument controls and process controls where applicable, with the following exceptions.

Miscellaneous Information

Additional Comments

The matrix spike, 1206142848 (HV-W-250610MS), aliquot was reduced to conserve sample volume.

Product: LSC, Tritium Distillation, Liquid

Analytical Method: EPA 906.0 Modified

Analytical Procedure: GL-RAD-A-002 REV# 24

Analytical Batch: 2814651

The following samples were analyzed using the above methods and analytical procedure(s).

<u>GEL Sample ID#</u>	<u>Client Sample Identification</u>
729007002	OS1-W-250610
729007003	OS357-W-250610
1206142860	Method Blank (MB)
1206142861	729007002(OS1-W-250610) Sample Duplicate (DUP)
1206142862	729007002(OS1-W-250610) Matrix Spike (MS)
1206142863	Laboratory Control Sample (LCS)

The samples in this SDG were analyzed on an "as received" basis.

Data Summary:

All sample data provided in this report met the acceptance criteria specified in the analytical methods and procedures for initial calibration, continuing calibration, instrument controls and process controls where applicable, with the following exceptions.

Miscellaneous Information

Additional Comments

The matrix spike, 1206142862 (OS1-W-250610MS), aliquot was reduced to conserve sample volume.

Certification Statement

Where the analytical method has been performed under NELAP certification, the analysis has met all of the requirements of the NELAC standard unless otherwise noted in the analytical case narrative.

July 15, 2025

Skyler Bowersmith
GSI Environmental Inc.
155 Grand Ave
Suite 704
Oakland, California 94612

Re: Near SSFL
Work Order: 729009

Dear Skyler Bowersmith:

GEL Laboratories, LLC (GEL) appreciates the opportunity to provide the enclosed analytical results for the sample(s) we received on June 16, 2025. This original data report has been prepared and reviewed in accordance with GEL's standard operating procedures.

The samples were delivered with proper chain of custody documentation and signatures. All sample containers arrived without any visible signs of tampering or breakage. There are no additional comments concerning sample receipt.

Test results for NELAP or ISO 17025 accredited tests are verified to meet the requirements of those standards, with any exceptions noted. The results reported relate only to the items tested and to the sample as received by the laboratory. These results may not be reproduced except as full reports without approval by the laboratory. Copies of GEL's accreditations and certifications can be found on our website at www.gel.com.

Our policy is to provide high quality, personalized analytical services to enable you to meet your analytical needs on time every time. We trust that you will find everything in order and to your satisfaction. If you have any questions, please do not hesitate to call me at (843) 556-8171, ext. 1614.

Sincerely,



Delaney Stonessmith
Project Manager

Purchase Order: 5182
Enclosures

GEL LABORATORIES LLC

2040 Savage Road Charleston SC 29407 - (843) 556-8171 - www.gel.com

Certificate of Analysis Report for

GSIE002 GSI Environmental Inc.

Client SDG: 729009 GEL Work Order: 729009

The Qualifiers in this report are defined as follows:

- * A quality control analyte recovery is outside of specified acceptance criteria
- ** Analyte is a Tracer compound
- ** Analyte is a surrogate compound
- B Either presence of analyte detected in the associated blank, or MDL/IDL < sample value < PQL
- J Value is estimated
- U Analyte was analyzed for, but not detected above the MDL, MDA, MDC or LOD.

Where the analytical method has been performed under NELAP certification, the analysis has met all of the requirements of the NELAC standard unless qualified on the Certificate of Analysis.

The designation ND, if present, appears in the result column when the analyte concentration is not detected above the limit as defined in the 'U' qualifier above.

This data report has been prepared and reviewed in accordance with GEL Laboratories LLC standard operating procedures. Please direct any questions to your Project Manager, Delaney Stonesmith.

Reviewed by



GEL LABORATORIES LLC

2040 Savage Road Charleston SC 29407 - (843) 556-8171 - www.gel.com

Certificate of Analysis

Report Date: July 15, 2025

Company : GSI Environmental Inc.
 Address : 155 Grand Ave
 Suite 704
 Oakland, California 94612
 Contact: Skyler Bowersmith
 Project: Near SSFL

Client Sample ID: L-1-250611	Project: GSIE00119
Sample ID: 729009001	Client ID: GSIE002
Matrix: Vegetation	
Collect Date: 11-JUN-25 09:00	
Receive Date: 16-JUN-25	
Collector: Client	

Parameter	Qualifier	Result	DL	RL	Units	PF	DF	Analyst	Date	Time	Batch	Method
LC-MS/MS Perchlorate												
Perchlorate by LC-MS/MS "As Received"												
Perchlorate	U	ND	10.0	40.0	ug/kg	10.0	20	EC5	07/15/25	1302	2814849	1
Mercury Analysis-CVAA												
7471 Cold Vapor Mercury, Solid "As Received"												
Mercury	U	ND	7.05	21.1	ug/kg	105	1	JP2	06/18/25	1300	2814833	2
Metals Analysis-ICP												
SW846 3050B/6010D Metals, Solid "As Received"												
Antimony	J	676	320	1940	ug/kg	96.9	1	EM2	06/24/25	1810	2814376	3
Arsenic	U	ND	484	2910	ug/kg	96.9	1					
Barium	J	390	96.9	484	ug/kg	96.9	1					
Beryllium	U	ND	96.9	484	ug/kg	96.9	1					
Cadmium	U	ND	96.9	484	ug/kg	96.9	1					
Chromium	J	248	145	969	ug/kg	96.9	1					
Cobalt	U	ND	145	484	ug/kg	96.9	1					
Copper	U	ND	291	1940	ug/kg	96.9	1					
Lead	U	ND	320	1940	ug/kg	96.9	1					
Molybdenum	U	ND	194	969	ug/kg	96.9	1					
Nickel	J	196	145	484	ug/kg	96.9	1					
Selenium	J	854	484	2910	ug/kg	96.9	1					
Silver	U	ND	96.9	484	ug/kg	96.9	1					
Thallium	U	ND	484	1940	ug/kg	96.9	1					
Vanadium	U	ND	96.9	484	ug/kg	96.9	1					
Zinc		2610	388	1940	ug/kg	96.9	1					

The following Prep Methods were performed:

Method	Description	Analyst	Date	Time	Prep Batch
SW846 6850 Modified	EPA 6850 Perchlorate Extraction Solids	EC5	07/02/25	1108	2814846
SW846 7471B Prep	SW846 7471B Mercury Prep Soil	PB1	06/17/25	1500	2814820
GEL Prep Method	Laboratory Composite				2814288
SW846 3050B	SW846 3050B Prep	HC1	06/17/25	1720	2814375

The following Analytical Methods were performed:

Method	Description	Analyst Comments
1	SW846 6850 Modified	
2	SW846 7471B	
3	SW846 3050B/6010D	

GEL LABORATORIES LLC

2040 Savage Road Charleston SC 29407 - (843) 556-8171 - www.gel.com

Certificate of Analysis

Report Date: July 15, 2025

Company : GSI Environmental Inc.
Address : 155 Grand Ave
Suite 704
Oakland, California 94612
Contact: Skyler Bowersmith
Project: Near SSFL

Client Sample ID: L-1-250611
Sample ID: 729009001

Project: GSIE00119
Client ID: GSIE002

Parameter	Qualifier	Result	DL	RL	Units	PF	DF	Analyst	Date	Time	Batch	Method
-----------	-----------	--------	----	----	-------	----	----	---------	------	------	-------	--------

Notes:

Column headers are defined as follows:

DF: Dilution Factor	Lc/LC: Critical Level
DL: Detection Limit	PF: Prep Factor
MDA: Minimum Detectable Activity	RL: Reporting Limit
MDC: Minimum Detectable Concentration	SQL: Sample Quantitation Limit

GEL LABORATORIES LLC

2040 Savage Road Charleston SC 29407 - (843) 556-8171 - www.gel.com

Certificate of Analysis

Report Date: July 15, 2025

Company : GSI Environmental Inc.
 Address : 155 Grand Ave
 Suite 704
 Oakland, California 94612
 Contact: Skyler Bowersmith
 Project: Near SSFL

Client Sample ID: O-1-250611	Project: GSIE00119
Sample ID: 729009002	Client ID: GSIE002
Matrix: Vegetation	
Collect Date: 11-JUN-25 09:05	
Receive Date: 16-JUN-25	
Collector: Client	

Parameter	Qualifier	Result	DL	RL	Units	PF	DF	Analyst	Date	Time	Batch	Method
LC-MS/MS Perchlorate												
Perchlorate by LC-MS/MS "As Received"												
Perchlorate	U	ND	9.30	37.2	ug/kg	9.30	20	EC5	07/15/25	1332	2814849	1
Mercury Analysis-CVAA												
7471 Cold Vapor Mercury, Solid "As Received"												
Mercury	U	ND	7.56	22.6	ug/kg	113	1	JP2	06/18/25	1302	2814833	2
Metals Analysis-ICP												
SW846 3050B/6010D Metals, Solid "As Received"												
Antimony	U	ND	277	1680	ug/kg	84.0	1	EM2	06/24/25	1832	2814376	3
Arsenic	U	ND	420	2520	ug/kg	84.0	1					
Barium		820	84.0	420	ug/kg	84.0	1					
Beryllium	U	ND	84.0	420	ug/kg	84.0	1					
Cadmium	U	ND	84.0	420	ug/kg	84.0	1					
Chromium	U	ND	126	840	ug/kg	84.0	1					
Cobalt	U	ND	126	420	ug/kg	84.0	1					
Copper	J	791	252	1680	ug/kg	84.0	1					
Lead	J	286	277	1680	ug/kg	84.0	1					
Molybdenum	U	ND	168	840	ug/kg	84.0	1					
Nickel	U	ND	126	420	ug/kg	84.0	1					
Selenium	J	938	420	2520	ug/kg	84.0	1					
Silver	U	ND	84.0	420	ug/kg	84.0	1					
Thallium	U	ND	420	1680	ug/kg	84.0	1					
Vanadium	U	ND	84.0	420	ug/kg	84.0	1					
Zinc		1760	336	1680	ug/kg	84.0	1					

The following Prep Methods were performed:

Method	Description	Analyst	Date	Time	Prep Batch
SW846 3050B	SW846 3050B Prep	HC1	06/17/25	1720	2814375
GEL Prep Method	Laboratory Composite				2814288
SW846 6850 Modified	EPA 6850 Perchlorate Extraction Solids	EC5	07/02/25	1108	2814846
SW846 7471B Prep	SW846 7471B Mercury Prep Soil	PB1	06/17/25	1500	2814820

The following Analytical Methods were performed:

Method	Description	Analyst Comments
1	SW846 6850 Modified	
2	SW846 7471B	
3	SW846 3050B/6010D	

GEL LABORATORIES LLC

2040 Savage Road Charleston SC 29407 - (843) 556-8171 - www.gel.com

Certificate of Analysis

Report Date: July 15, 2025

Company : GSI Environmental Inc.
Address : 155 Grand Ave
Suite 704
Oakland, California 94612
Contact: Skyler Bowersmith
Project: Near SSFL

Client Sample ID: O-1-250611
Sample ID: 729009002

Project: GSIE00119
Client ID: GSIE002

Parameter	Qualifier	Result	DL	RL	Units	PF	DF	Analyst	Date	Time	Batch	Method
-----------	-----------	--------	----	----	-------	----	----	---------	------	------	-------	--------

Notes:

Column headers are defined as follows:

DF: Dilution Factor	Lc/LC: Critical Level
DL: Detection Limit	PF: Prep Factor
MDA: Minimum Detectable Activity	RL: Reporting Limit
MDC: Minimum Detectable Concentration	SQL: Sample Quantitation Limit

GEL LABORATORIES LLC

2040 Savage Road Charleston SC 29407 - (843) 556-8171 - www.gel.com

Certificate of Analysis

Report Date: July 15, 2025

Company : GSI Environmental Inc.
Address : 155 Grand Ave
Suite 704
Oakland, California 94612
Contact: Skyler Bowersmith
Project: Near SSFL

Client Sample ID: G-1-250611 Project: GSIE00119
Sample ID: 729009003 Client ID: GSIE002
Matrix: Vegetation
Collect Date: 11-JUN-25 09:10
Receive Date: 16-JUN-25
Collector: Client

Parameter	Qualifier	Result	DL	RL	Units	PF	DF	Analyst	Date	Time	Batch	Method
LC-MS/MS Perchlorate												
Perchlorate by LC-MS/MS "As Received"												
Perchlorate	U	ND	9.17	36.7	ug/kg	9.17	20	EC5	07/15/25	1342	2814849	1
Mercury Analysis-CVAA												
7471 Cold Vapor Mercury, Solid "As Received"												
Mercury	U	ND	6.86	20.5	ug/kg	102	1	JP2	06/18/25	1303	2814833	2
Metals Analysis-ICP												
SW846 3050B/6010D Metals, Solid "As Received"												
Antimony	U	ND	325	1970	ug/kg	98.4	1	EM2	06/24/25	1835	2814376	3
Arsenic	U	ND	492	2950	ug/kg	98.4	1					
Barium	J	147	98.4	492	ug/kg	98.4	1					
Beryllium	U	ND	98.4	492	ug/kg	98.4	1					
Cadmium	U	ND	98.4	492	ug/kg	98.4	1					
Chromium	U	ND	148	984	ug/kg	98.4	1					
Cobalt	U	ND	148	492	ug/kg	98.4	1					
Copper	J	340	295	1970	ug/kg	98.4	1					
Lead	U	ND	325	1970	ug/kg	98.4	1					
Molybdenum	U	ND	197	984	ug/kg	98.4	1					
Nickel	U	ND	148	492	ug/kg	98.4	1					
Selenium	U	ND	492	2950	ug/kg	98.4	1					
Silver	U	ND	98.4	492	ug/kg	98.4	1					
Thallium	U	ND	492	1970	ug/kg	98.4	1					
Vanadium	U	ND	98.4	492	ug/kg	98.4	1					
Zinc		2990	394	1970	ug/kg	98.4	1					

The following Prep Methods were performed:

Method	Description	Analyst	Date	Time	Prep Batch
SW846 6850 Modified	EPA 6850 Perchlorate Extraction Solids	EC5	07/02/25	1108	2814846
SW846 7471B Prep	SW846 7471B Mercury Prep Soil	PB1	06/17/25	1500	2814820
GEL Prep Method	Laboratory Composite				2814288
SW846 3050B	SW846 3050B Prep	HC1	06/17/25	1720	2814375

The following Analytical Methods were performed:

Method	Description	Analyst Comments
1	SW846 6850 Modified	
2	SW846 7471B	
3	SW846 3050B/6010D	

GEL LABORATORIES LLC

2040 Savage Road Charleston SC 29407 - (843) 556-8171 - www.gel.com

Certificate of Analysis

Report Date: July 15, 2025

Company : GSI Environmental Inc.
Address : 155 Grand Ave
Suite 704
Oakland, California 94612
Contact: Skyler Bowersmith
Project: Near SSFL

Client Sample ID: G-1-250611
Sample ID: 729009003

Project: GSIE00119
Client ID: GSIE002

Parameter	Qualifier	Result	DL	RL	Units	PF	DF	Analyst	Date	Time	Batch	Method
-----------	-----------	--------	----	----	-------	----	----	---------	------	------	-------	--------

Notes:

Column headers are defined as follows:

DF: Dilution Factor	Lc/LC: Critical Level
DL: Detection Limit	PF: Prep Factor
MDA: Minimum Detectable Activity	RL: Reporting Limit
MDC: Minimum Detectable Concentration	SQL: Sample Quantitation Limit

GEL LABORATORIES LLC

2040 Savage Road Charleston SC 29407 - (843) 556-8171 - www.gel.com

Certificate of Analysis

Report Date: July 15, 2025

Company : GSI Environmental Inc.
 Address : 155 Grand Ave
 Suite 704
 Oakland, California 94612
 Contact: Skyler Bowersmith
 Project: Near SSFL

Client Sample ID: L-2-250611	Project: GSIE00119
Sample ID: 729009004	Client ID: GSIE002
Matrix: Vegetation	
Collect Date: 11-JUN-25 10:00	
Receive Date: 16-JUN-25	
Collector: Client	

Parameter	Qualifier	Result	DL	RL	Units	PF	DF	Analyst	Date	Time	Batch	Method
LC-MS/MS Perchlorate												
Perchlorate by LC-MS/MS "As Received"												
Perchlorate	U	ND	9.26	37.0	ug/kg	9.26	20	EC5	07/15/25	1352	2814849	1
Mercury Analysis-CVAA												
7471 Cold Vapor Mercury, Solid "As Received"												
Mercury	U	ND	7.08	21.1	ug/kg	106	1	JP2	06/18/25	1305	2814833	2
Metals Analysis-ICP												
SW846 3050B/6010D Metals, Solid "As Received"												
Antimony	U	ND	322	1950	ug/kg	97.7	1	EM2	06/24/25	1839	2814376	3
Arsenic	U	ND	488	2930	ug/kg	97.7	1					
Barium	J	289	97.7	488	ug/kg	97.7	1					
Beryllium	U	ND	97.7	488	ug/kg	97.7	1					
Cadmium	U	ND	97.7	488	ug/kg	97.7	1					
Chromium	U	ND	146	977	ug/kg	97.7	1					
Cobalt	U	ND	146	488	ug/kg	97.7	1					
Copper	U	ND	293	1950	ug/kg	97.7	1					
Lead	U	ND	322	1950	ug/kg	97.7	1					
Molybdenum	U	ND	195	977	ug/kg	97.7	1					
Nickel	U	ND	146	488	ug/kg	97.7	1					
Selenium	U	ND	488	2930	ug/kg	97.7	1					
Silver	U	ND	97.7	488	ug/kg	97.7	1					
Thallium	U	ND	488	1950	ug/kg	97.7	1					
Vanadium	U	ND	97.7	488	ug/kg	97.7	1					
Zinc	J	1460	391	1950	ug/kg	97.7	1					

The following Prep Methods were performed:

Method	Description	Analyst	Date	Time	Prep Batch
SW846 3050B	SW846 3050B Prep	HC1	06/17/25	1720	2814375
GEL Prep Method	Laboratory Composite				2814288
SW846 6850 Modified	EPA 6850 Perchlorate Extraction Solids	EC5	07/02/25	1108	2814846
SW846 7471B Prep	SW846 7471B Mercury Prep Soil	PB1	06/17/25	1500	2814820

The following Analytical Methods were performed:

Method	Description	Analyst Comments
1	SW846 6850 Modified	
2	SW846 7471B	
3	SW846 3050B/6010D	

GEL LABORATORIES LLC

2040 Savage Road Charleston SC 29407 - (843) 556-8171 - www.gel.com

Certificate of Analysis

Report Date: July 15, 2025

Company : GSI Environmental Inc.
Address : 155 Grand Ave
Suite 704
Oakland, California 94612
Contact: Skyler Bowersmith
Project: Near SSFL

Client Sample ID: L-2-250611
Sample ID: 729009004

Project: GSIE00119
Client ID: GSIE002

Parameter	Qualifier	Result	DL	RL	Units	PF	DF	Analyst	Date	Time	Batch	Method
-----------	-----------	--------	----	----	-------	----	----	---------	------	------	-------	--------

Notes:

Column headers are defined as follows:

DF: Dilution Factor	Lc/LC: Critical Level
DL: Detection Limit	PF: Prep Factor
MDA: Minimum Detectable Activity	RL: Reporting Limit
MDC: Minimum Detectable Concentration	SQL: Sample Quantitation Limit

GEL LABORATORIES LLC

2040 Savage Road Charleston SC 29407 - (843) 556-8171 - www.gel.com

Certificate of Analysis

Report Date: July 15, 2025

Company : GSI Environmental Inc.
Address : 155 Grand Ave
Suite 704
Oakland, California 94612
Contact: Skyler Bowersmith
Project: Near SSFL

Client Sample ID: O-2-250611 Project: GSIE00119
Sample ID: 729009005 Client ID: GSIE002
Matrix: Vegetation
Collect Date: 11-JUN-25 10:05
Receive Date: 16-JUN-25
Collector: Client

Parameter	Qualifier	Result	DL	RL	Units	PF	DF	Analyst	Date	Time	Batch	Method
LC-MS/MS Perchlorate												
Perchlorate by LC-MS/MS "As Received"												
Perchlorate	U	ND	9.48	37.9	ug/kg	9.48	20	EC5	07/15/25	1402	2814849	1
Mercury Analysis-CVAA												
7471 Cold Vapor Mercury, Solid "As Received"												
Mercury	U	ND	7.79	23.3	ug/kg	116	1	JP2	06/18/25	1307	2814833	2
Metals Analysis-ICP												
SW846 3050B/6010D Metals, Solid "As Received"												
Antimony	U	ND	297	1800	ug/kg	90.1	1	EM2	06/24/25	1842	2814376	3
Arsenic	U	ND	450	2700	ug/kg	90.1	1					
Barium		677	90.1	450	ug/kg	90.1	1					
Beryllium	U	ND	90.1	450	ug/kg	90.1	1					
Cadmium	U	ND	90.1	450	ug/kg	90.1	1					
Chromium	U	ND	135	901	ug/kg	90.1	1					
Cobalt	U	ND	135	450	ug/kg	90.1	1					
Copper	J	716	270	1800	ug/kg	90.1	1					
Lead	U	ND	297	1800	ug/kg	90.1	1					
Molybdenum	U	ND	180	901	ug/kg	90.1	1					
Nickel	U	ND	135	450	ug/kg	90.1	1					
Selenium	U	ND	450	2700	ug/kg	90.1	1					
Silver	U	ND	90.1	450	ug/kg	90.1	1					
Thallium	U	ND	450	1800	ug/kg	90.1	1					
Vanadium	U	ND	90.1	450	ug/kg	90.1	1					
Zinc	J	1400	360	1800	ug/kg	90.1	1					

The following Prep Methods were performed:

Method	Description	Analyst	Date	Time	Prep Batch
SW846 7471B Prep	SW846 7471B Mercury Prep Soil	PB1	06/17/25	1500	2814820
SW846 3050B	SW846 3050B Prep	HC1	06/17/25	1720	2814375
SW846 6850 Modified	EPA 6850 Perchlorate Extraction Solids	EC5	07/02/25	1108	2814846
GEL Prep Method	Laboratory Composite				2814288

The following Analytical Methods were performed:

Method	Description	Analyst Comments
1	SW846 6850 Modified	
2	SW846 7471B	
3	SW846 3050B/6010D	

GEL LABORATORIES LLC

2040 Savage Road Charleston SC 29407 - (843) 556-8171 - www.gel.com

Certificate of Analysis

Report Date: July 15, 2025

Company : GSI Environmental Inc.
Address : 155 Grand Ave
Suite 704
Oakland, California 94612
Contact: Skyler Bowersmith
Project: Near SSFL

Client Sample ID: O-2-250611
Sample ID: 729009005

Project: GSIE00119
Client ID: GSIE002

Parameter	Qualifier	Result	DL	RL	Units	PF	DF	Analyst	Date	Time	Batch	Method
-----------	-----------	--------	----	----	-------	----	----	---------	------	------	-------	--------

Notes:

Column headers are defined as follows:

DF: Dilution Factor	Lc/LC: Critical Level
DL: Detection Limit	PF: Prep Factor
MDA: Minimum Detectable Activity	RL: Reporting Limit
MDC: Minimum Detectable Concentration	SQL: Sample Quantitation Limit

GEL LABORATORIES LLC

2040 Savage Road Charleston SC 29407 - (843) 556-8171 - www.gel.com

Certificate of Analysis

Report Date: July 15, 2025

Company : GSI Environmental Inc.
Address : 155 Grand Ave
Suite 704
Oakland, California 94612
Contact: Skyler Bowersmith
Project: Near SSFL

Client Sample ID: G-2-250611 Project: GSIE00119
Sample ID: 729009006 Client ID: GSIE002
Matrix: Vegetation
Collect Date: 11-JUN-25 10:10
Receive Date: 16-JUN-25
Collector: Client

Parameter	Qualifier	Result	DL	RL	Units	PF	DF	Analyst	Date	Time	Batch	Method
LC-MS/MS Perchlorate												
Perchlorate by LC-MS/MS "As Received"												
Perchlorate	U	ND	9.39	37.6	ug/kg	9.39	20	EC5	07/15/25	1442	2814849	1
Mercury Analysis-CVAA												
7471 Cold Vapor Mercury, Solid "As Received"												
Mercury	U	ND	7.00	20.9	ug/kg	105	1	JP2	06/18/25	1308	2814833	2
Metals Analysis-ICP												
SW846 3050B/6010D Metals, Solid "As Received"												
Antimony	U	ND	317	1920	ug/kg	96.2	1	EM2	06/24/25	1845	2814376	3
Arsenic	U	ND	481	2880	ug/kg	96.2	1					
Barium	J	196	96.2	481	ug/kg	96.2	1					
Beryllium	U	ND	96.2	481	ug/kg	96.2	1					
Cadmium	U	ND	96.2	481	ug/kg	96.2	1					
Chromium	U	ND	144	962	ug/kg	96.2	1					
Cobalt	U	ND	144	481	ug/kg	96.2	1					
Copper	U	ND	288	1920	ug/kg	96.2	1					
Lead	J	392	317	1920	ug/kg	96.2	1					
Molybdenum	U	ND	192	962	ug/kg	96.2	1					
Nickel	U	ND	144	481	ug/kg	96.2	1					
Selenium	U	ND	481	2880	ug/kg	96.2	1					
Silver	U	ND	96.2	481	ug/kg	96.2	1					
Thallium	U	ND	481	1920	ug/kg	96.2	1					
Vanadium	U	ND	96.2	481	ug/kg	96.2	1					
Zinc	J	901	385	1920	ug/kg	96.2	1					

The following Prep Methods were performed:

Method	Description	Analyst	Date	Time	Prep Batch
SW846 3050B	SW846 3050B Prep	HC1	06/17/25	1720	2814375
SW846 7471B Prep	SW846 7471B Mercury Prep Soil	PB1	06/17/25	1500	2814820
GEL Prep Method	Laboratory Composite				2814288
SW846 6850 Modified	EPA 6850 Perchlorate Extraction Solids	EC5	07/02/25	1108	2814846

The following Analytical Methods were performed:

Method	Description	Analyst Comments
1	SW846 6850 Modified	
2	SW846 7471B	
3	SW846 3050B/6010D	

GEL LABORATORIES LLC

2040 Savage Road Charleston SC 29407 - (843) 556-8171 - www.gel.com

Certificate of Analysis

Report Date: July 15, 2025

Company : GSI Environmental Inc.
Address : 155 Grand Ave
Suite 704
Oakland, California 94612
Contact: Skyler Bowersmith
Project: Near SSFL

Client Sample ID: G-2-250611
Sample ID: 729009006

Project: GSIE00119
Client ID: GSIE002

Parameter	Qualifier	Result	DL	RL	Units	PF	DF	Analyst	Date	Time	Batch	Method
-----------	-----------	--------	----	----	-------	----	----	---------	------	------	-------	--------

Notes:

Column headers are defined as follows:

DF: Dilution Factor	Lc/LC: Critical Level
DL: Detection Limit	PF: Prep Factor
MDA: Minimum Detectable Activity	RL: Reporting Limit
MDC: Minimum Detectable Concentration	SQL: Sample Quantitation Limit

GEL LABORATORIES LLC

2040 Savage Road Charleston SC 29407 - (843) 556-8171 - www.gel.com

Certificate of Analysis

Company : GSI Environmental Inc.
 Address : 155 Grand Ave
 Suite 704
 Oakland, California 94612
 Contact: Skyler Bowersmith
 Project: Near SSFL

Report Date: July 15, 2025

Client Sample ID: L-1-250611
 Sample ID: 729009001
 Matrix: Vegetation
 Collect Date: 11-JUN-25
 Receive Date: 16-JUN-25
 Collector: Client
 Moisture: 92.4%

Project: GSIE00119
 Client ID: GSIE002

Parameter	Qualifier	Result	Uncertainty	MDC	TPU	RL	Units	PF	DF	Analyst	Date	Time	Batch	Mtd.
Rad Gamma Spec Analysis														
<i>Gamaspec, Gamma, Solid vegetation "As Received"</i>														
Cesium-137	U	-0.00452	+/-0.00540	0.00887	+/-0.00579	0.100	pCi/g			MXR1	06/27/25	1239	2814545	1
Rad Gas Flow Proportional Counting														
<i>GFPC, Sr90, Vegetation "As Received"</i>														
Strontium-90	U	0.00930	+/-0.0138	0.0236	+/-0.0139	0.500	pCi/g			JE1	07/10/25	1413	2814633	2
Rad Liquid Scintillation Analysis														
<i>LSC, Tritium Distillation, Vegetation "As Received"</i>														
Tritium	U	0.0374	+/-0.890	1.60	+/-0.890	2.00	pCi/g			IT1	06/29/25	2347	2814657	3

Solid Preparation

Laboratory Composite "As Received"

The following Prep Methods were performed

Method	Description	Analyst	Date	Time	Prep Batch
Dry Soil Prep	Dry Soil Prep GL-RAD-A-021	GG	07/01/25	0953	2814559
GEL Prep Method	Laboratory Composite				2814288
GEL Prep Method	Wet Soil Prep GL-RAD-A-026	CXC1	06/16/25	1550	2814336

The following Analytical Methods were performed

Method	Description
1	DOE HASL 300, 4.5.2.3/Ga-01-R
2	EPA 905.0 Modified/DOE RP501 Rev. 1 Modified
3	EPA 906.0 Modified
4	GEL Prep Method

Surrogate/Tracer Recovery	Test	Batch ID	Recovery%	Acceptable Limits
Strontium Carrier	GFPC, Sr90, Vegetation "As Received"	2814633	89.4	(25%-125%)

GEL LABORATORIES LLC

2040 Savage Road Charleston SC 29407 - (843) 556-8171 - www.gel.com

Certificate of Analysis

Company : GSI Environmental Inc.
Address : 155 Grand Ave
Suite 704
Oakland, California 94612

Report Date: July 15, 2025

Contact: Skyler Bowersmith

Project: Near SSFL

Client Sample ID: L-1-250611

Sample ID: 729009001

Project: GSIE00119

Client ID: GSIE002

Parameter	Qualifier	Result	Uncertainty	MDC	TPU	RL	Units	PF	DF	Analyst	Date	Time	Batch	Mtd.
Surrogate/Tracer	Recovery	Test						Batch ID	Recovery%					Acceptable Limits

Notes:

The MDC is a sample specific MDC.

TPU and Counting Uncertainty are calculated at the 95% confidence level (1.96-sigma).

Column headers are defined as follows:

DF: Dilution Factor

DL: Detection Limit

Lc/LC: Critical Level

MDA: Minimum Detectable Activity

MDC: Minimum Detectable Concentration

Mtd.: Method

PF: Prep Factor

RL: Reporting Limit

TPU: Total Propagated Uncertainty

GEL LABORATORIES LLC

2040 Savage Road Charleston SC 29407 - (843) 556-8171 - www.gel.com

Certificate of Analysis

Company : GSI Environmental Inc.
 Address : 155 Grand Ave
 Suite 704
 Oakland, California 94612

Report Date: July 15, 2025

Contact: Skyler Bowersmith
 Project: Near SSFL

Client Sample ID: O-1-250611
 Sample ID: 729009002
 Matrix: Vegetation
 Collect Date: 11-JUN-25
 Receive Date: 16-JUN-25
 Collector: Client
 Moisture: 87.6%

Project: GSIE00119
 Client ID: GSIE002

Parameter	Qualifier	Result	Uncertainty	MDC	TPU	RL	Units	PF	DF	Analyst	Date	Time	Batch	Mtd.
Rad Gamma Spec Analysis														
<i>Gammaspac, Gamma, Solid vegetation "As Received"</i>														
Cesium-137	U	0.00547	+/-0.00818	0.0137	+/-0.00819	0.100	pCi/g			MXR1	06/27/25	1240	2814545	1
Rad Gas Flow Proportional Counting														
<i>GFPC, Sr90, Vegetation "As Received"</i>														
Strontium-90	U	0.0253	+/-0.0239	0.0393	+/-0.0246	0.500	pCi/g			JE1	07/10/25	1413	2814633	2
Rad Liquid Scintillation Analysis														
<i>LSC, Tritium Distillation, Vegetation "As Received"</i>														
Tritium	U	-0.117	+/-0.895	1.62	+/-0.895	2.00	pCi/g			IT1	06/30/25	0013	2814657	3
Solid Preparation														
<i>Laboratory Composite "As Received"</i>														

The following Prep Methods were performed

Method	Description	Analyst	Date	Time	Prep Batch
Dry Soil Prep	Dry Soil Prep GL-RAD-A-021	CXC1	06/16/25	1407	2814337
GEL Prep Method	Laboratory Composite				2814288
GEL Prep Method	Wet Soil Prep GL-RAD-A-026	CXC1	06/16/25	1550	2814336

The following Analytical Methods were performed

Method	Description
1	DOE HASL 300, 4.5.2.3/Ga-01-R
2	EPA 905.0 Modified/DOE RP501 Rev. 1 Modified
3	EPA 906.0 Modified
4	GEL Prep Method

Surrogate/Tracer Recovery	Test	Batch ID	Recovery%	Acceptable Limits
Strontium Carrier	GFPC, Sr90, Vegetation "As Received"	2814633	77.6	(25%-125%)

GEL LABORATORIES LLC

2040 Savage Road Charleston SC 29407 - (843) 556-8171 - www.gel.com

Certificate of Analysis

Company : GSI Environmental Inc.
Address : 155 Grand Ave
Suite 704
Oakland, California 94612

Report Date: July 15, 2025

Contact: Skyler Bowersmith

Project: Near SSFL

Client Sample ID: O-1-250611

Sample ID: 729009002

Project: GSIE00119

Client ID: GSIE002

Parameter	Qualifier	Result	Uncertainty	MDC	TPU	RL	Units	PF	DF	Analyst	Date	Time	Batch	Mtd.
Surrogate/Tracer	Recovery	Test						Batch ID	Recovery%	Acceptable Limits				

Notes:

The MDC is a sample specific MDC.

TPU and Counting Uncertainty are calculated at the 95% confidence level (1.96-sigma).

Column headers are defined as follows:

DF: Dilution Factor

DL: Detection Limit

Lc/LC: Critical Level

MDA: Minimum Detectable Activity

MDC: Minimum Detectable Concentration

Mtd.: Method

PF: Prep Factor

RL: Reporting Limit

TPU: Total Propagated Uncertainty

GEL LABORATORIES LLC

2040 Savage Road Charleston SC 29407 - (843) 556-8171 - www.gel.com

Certificate of Analysis

Company : GSI Environmental Inc.
 Address : 155 Grand Ave
 Suite 704
 Oakland, California 94612

Report Date: July 15, 2025

Contact: Skyler Bowersmith
 Project: Near SSFL

Client Sample ID: G-1-250611
 Sample ID: 729009003
 Matrix: Vegetation
 Collect Date: 11-JUN-25
 Receive Date: 16-JUN-25
 Collector: Client
 Moisture: 89.6%

Project: GSIE00119
 Client ID: GSIE002

Parameter	Qualifier	Result	Uncertainty	MDC	TPU	RL	Units	PF	DF	Analyst	Date	Time	Batch	Mtd.
Rad Gamma Spec Analysis														
<i>Gammasec, Gamma, Solid vegetation "As Received"</i>														
Cesium-137	U	-0.0133	+/-0.0156	0.0256	+/-0.0168	0.100	pCi/g			MXR1	06/27/25	1240	2814545	1
Rad Gas Flow Proportional Counting														
<i>GFPC, Sr90, Vegetation "As Received"</i>														
Strontium-90	U	-0.00526	+/-0.0105	0.0215	+/-0.0105	0.500	pCi/g			JE1	07/10/25	1413	2814633	2
Rad Liquid Scintillation Analysis														
<i>LSC, Tritium Distillation, Vegetation "As Received"</i>														
Tritium	U	-0.342	+/-0.853	1.58	+/-0.853	2.00	pCi/g			IT1	06/30/25	0040	2814657	3
Solid Preparation														
<i>Laboratory Composite "As Received"</i>														

The following Prep Methods were performed

Method	Description	Analyst	Date	Time	Prep Batch
GEL Prep Method	Laboratory Composite				2814288
GEL Prep Method	Wet Soil Prep GL-RAD-A-026	CXC1	06/16/25	1550	2814336
Dry Soil Prep	Dry Soil Prep GL-RAD-A-021	GG	07/01/25	0953	2814559

The following Analytical Methods were performed

Method	Description
1	DOE HASL 300, 4.5.2.3/Ga-01-R
2	EPA 905.0 Modified/DOE RP501 Rev. 1 Modified
3	EPA 906.0 Modified
4	GEL Prep Method

Surrogate/Tracer Recovery	Test	Batch ID	Recovery%	Acceptable Limits
Strontium Carrier	GFPC, Sr90, Vegetation "As Received"	2814633	96.5	(25%-125%)

GEL LABORATORIES LLC

2040 Savage Road Charleston SC 29407 - (843) 556-8171 - www.gel.com

Certificate of Analysis

Company : GSI Environmental Inc.
Address : 155 Grand Ave
Suite 704
Oakland, California 94612

Report Date: July 15, 2025

Contact: Skyler Bowersmith
Project: Near SSFL

Client Sample ID: G-1-250611
Sample ID: 729009003

Project: GSIE00119
Client ID: GSIE002

Parameter	Qualifier	Result	Uncertainty	MDC	TPU	RL	Units	PF	DF	Analyst	Date	Time	Batch	Mtd.
Surrogate/Tracer	Recovery	Test						Batch ID	Recovery%					Acceptable Limits

Notes:

The MDC is a sample specific MDC.

TPU and Counting Uncertainty are calculated at the 95% confidence level (1.96-sigma).

Column headers are defined as follows:

DF: Dilution Factor

DL: Detection Limit

Lc/LC: Critical Level

MDA: Minimum Detectable Activity

MDC: Minimum Detectable Concentration

Mtd.: Method

PF: Prep Factor

RL: Reporting Limit

TPU: Total Propagated Uncertainty

GEL LABORATORIES LLC

2040 Savage Road Charleston SC 29407 - (843) 556-8171 - www.gel.com

Certificate of Analysis

Company : GSI Environmental Inc.
 Address : 155 Grand Ave
 Suite 704
 Oakland, California 94612

Report Date: July 15, 2025

Contact: Skyler Bowersmith
 Project: Near SSFL

Client Sample ID: L-2-250611
 Sample ID: 729009004
 Matrix: Vegetation
 Collect Date: 11-JUN-25
 Receive Date: 16-JUN-25
 Collector: Client
 Moisture: 92.5%

Project: GSIE00119
 Client ID: GSIE002

Parameter	Qualifier	Result	Uncertainty	MDC	TPU	RL	Units	PF	DF	Analyst	Date	Time	Batch	Mtd.
Rad Gamma Spec Analysis														
<i>Gammasec, Gamma, Solid vegetation "As Received"</i>														
Cesium-137	U	0.00419	+/-0.00558	0.0128	+/-0.00590	0.100	pCi/g			MXR1	06/27/25	1241	2814545	1
Rad Gas Flow Proportional Counting														
<i>GFPC, Sr90, Vegetation "As Received"</i>														
Strontium-90	U	0.00214	+/-0.00859	0.0159	+/-0.00861	0.500	pCi/g			JE1	07/10/25	1413	2814633	2
Rad Liquid Scintillation Analysis														
<i>LSC, Tritium Distillation, Vegetation "As Received"</i>														
Tritium	U	0.327	+/-0.932	1.63	+/-0.935	2.00	pCi/g			IT1	06/30/25	0107	2814657	3
Solid Preparation														
<i>Laboratory Composite "As Received"</i>														

The following Prep Methods were performed

Method	Description	Analyst	Date	Time	Prep Batch
GEL Prep Method	Wet Soil Prep GL-RAD-A-026	CXC1	06/16/25	1550	2814336
Dry Soil Prep	Dry Soil Prep GL-RAD-A-021	CXC1	06/16/25	1407	2814337
GEL Prep Method	Laboratory Composite				2814288

The following Analytical Methods were performed

Method	Description
1	DOE HASL 300, 4.5.2.3/Ga-01-R
2	EPA 905.0 Modified/DOE RP501 Rev. 1 Modified
3	EPA 906.0 Modified
4	GEL Prep Method

Surrogate/Tracer Recovery	Test	Batch ID	Recovery%	Acceptable Limits
Strontium Carrier	GFPC, Sr90, Vegetation "As Received"	2814633	89.4	(25%-125%)

GEL LABORATORIES LLC

2040 Savage Road Charleston SC 29407 - (843) 556-8171 - www.gel.com

Certificate of Analysis

Company : GSI Environmental Inc.
Address : 155 Grand Ave
Suite 704
Oakland, California 94612

Report Date: July 15, 2025

Contact: Skyler Bowersmith
Project: Near SSFL

Client Sample ID: L-2-250611
Sample ID: 729009004

Project: GSIE00119
Client ID: GSIE002

Parameter	Qualifier	Result	Uncertainty	MDC	TPU	RL	Units	PF	DF	Analyst	Date	Time	Batch	Mtd.
Surrogate/Tracer	Recovery	Test						Batch ID	Recovery%					Acceptable Limits

Notes:

The MDC is a sample specific MDC.

TPU and Counting Uncertainty are calculated at the 95% confidence level (1.96-sigma).

Column headers are defined as follows:

DF: Dilution Factor

DL: Detection Limit

Lc/LC: Critical Level

MDA: Minimum Detectable Activity

MDC: Minimum Detectable Concentration

Mtd.: Method

PF: Prep Factor

RL: Reporting Limit

TPU: Total Propagated Uncertainty

GEL LABORATORIES LLC

2040 Savage Road Charleston SC 29407 - (843) 556-8171 - www.gel.com

Certificate of Analysis

Company : GSI Environmental Inc.
 Address : 155 Grand Ave
 Suite 704
 Oakland, California 94612

Report Date: July 15, 2025

Contact: Skyler Bowersmith
 Project: Near SSFL

Client Sample ID: O-2-250611
 Sample ID: 729009005
 Matrix: Vegetation
 Collect Date: 11-JUN-25
 Receive Date: 16-JUN-25
 Collector: Client
 Moisture: 88.7%

Project: GSIE00119
 Client ID: GSIE002

Parameter	Qualifier	Result	Uncertainty	MDC	TPU	RL	Units	PF	DF	Analyst	Date	Time	Batch	Mtd.
-----------	-----------	--------	-------------	-----	-----	----	-------	----	----	---------	------	------	-------	------

Rad Gamma Spec Analysis

Gammasec, Gamma, Solid vegetation "As Received"

Cesium-137	U	0.00451	+/-0.00607	0.0132	+/-0.00641	0.100	pCi/g			MXR1	06/27/25	1241	2814545	1
------------	---	---------	------------	--------	------------	-------	-------	--	--	------	----------	------	---------	---

Rad Gas Flow Proportional Counting

GFPC, Sr90, Vegetation "As Received"

Strontium-90	U	0.0139	+/-0.0132	0.0216	+/-0.0136	0.500	pCi/g			JE1	07/10/25	1413	2814633	2
--------------	---	--------	-----------	--------	-----------	-------	-------	--	--	-----	----------	------	---------	---

Rad Liquid Scintillation Analysis

LSC, Tritium Distillation, Vegetation "As Received"

Tritium	U	-0.285	+/-0.871	1.61	+/-0.871	2.00	pCi/g			IT1	06/30/25	0133	2814657	3
---------	---	--------	----------	------	----------	------	-------	--	--	-----	----------	------	---------	---

Solid Preparation

Laboratory Composite "As Received"

The following Prep Methods were performed

Method	Description	Analyst	Date	Time	Prep Batch
GEL Prep Method	Wet Soil Prep GL-RAD-A-026	CXC1	06/16/25	1550	2814336
Dry Soil Prep	Dry Soil Prep GL-RAD-A-021	CXC1	06/16/25	1407	2814337
GEL Prep Method	Laboratory Composite				2814288

The following Analytical Methods were performed

Method	Description
1	DOE HASL 300, 4.5.2.3/Ga-01-R
2	EPA 905.0 Modified/DOE RP501 Rev. 1 Modified
3	EPA 906.0 Modified
4	GEL Prep Method

Surrogate/Tracer Recovery	Test	Batch ID	Recovery%	Acceptable Limits
Strontium Carrier	GFPC, Sr90, Vegetation "As Received"	2814633	101	(25%-125%)

GEL LABORATORIES LLC

2040 Savage Road Charleston SC 29407 - (843) 556-8171 - www.gel.com

Certificate of Analysis

Company : GSI Environmental Inc.
Address : 155 Grand Ave
Suite 704
Oakland, California 94612

Report Date: July 15, 2025

Contact: Skyler Bowersmith
Project: Near SSFL

Client Sample ID: O-2-250611
Sample ID: 729009005

Project: GSIE00119
Client ID: GSIE002

Parameter	Qualifier	Result	Uncertainty	MDC	TPU	RL	Units	PF	DF	Analyst	Date	Time	Batch	Mtd.
Surrogate/Tracer	Recovery	Test						Batch ID	Recovery%					Acceptable Limits

Notes:

The MDC is a sample specific MDC.

TPU and Counting Uncertainty are calculated at the 95% confidence level (1.96-sigma).

Column headers are defined as follows:

DF: Dilution Factor

DL: Detection Limit

Lc/LC: Critical Level

MDA: Minimum Detectable Activity

MDC: Minimum Detectable Concentration

Mtd.: Method

PF: Prep Factor

RL: Reporting Limit

TPU: Total Propagated Uncertainty

GEL LABORATORIES LLC

2040 Savage Road Charleston SC 29407 - (843) 556-8171 - www.gel.com

Certificate of Analysis

Company : GSI Environmental Inc.
 Address : 155 Grand Ave
 Suite 704
 Oakland, California 94612

Report Date: July 15, 2025

Contact: Skyler Bowersmith
 Project: Near SSFL

Client Sample ID: G-2-250611
 Sample ID: 729009006
 Matrix: Vegetation
 Collect Date: 11-JUN-25
 Receive Date: 16-JUN-25
 Collector: Client
 Moisture: 91.3%

Project: GSIE00119
 Client ID: GSIE002

Parameter	Qualifier	Result	Uncertainty	MDC	TPU	RL	Units	PF	DF	Analyst	Date	Time	Batch	Mtd.
Rad Gamma Spec Analysis														
<i>Gammaspac, Gamma, Solid vegetation "As Received"</i>														
Cesium-137	U	-0.00283	+/-0.00618	0.0115	+/-0.00631	0.100	pCi/g			MXR1	06/27/25	1241	2814545	1
Rad Gas Flow Proportional Counting														
<i>GFPC, Sr90, Vegetation "As Received"</i>														
Strontium-90	U	0.00259	+/-0.0109	0.0203	+/-0.0109	0.500	pCi/g			JE1	07/10/25	1413	2814633	2
Rad Liquid Scintillation Analysis														
<i>LSC, Tritium Distillation, Vegetation "As Received"</i>														
Tritium	U	-0.0807	+/-0.890	1.61	+/-0.890	2.00	pCi/g			IT1	06/30/25	0200	2814657	3
Solid Preparation														
<i>Laboratory Composite "As Received"</i>														

The following Prep Methods were performed

Method	Description	Analyst	Date	Time	Prep Batch
GEL Prep Method	Laboratory Composite				2814288
GEL Prep Method	Wet Soil Prep GL-RAD-A-026	CXC1	06/16/25	1550	2814336
Dry Soil Prep	Dry Soil Prep GL-RAD-A-021	CXC1	06/16/25	1407	2814337

The following Analytical Methods were performed

Method	Description
1	DOE HASL 300, 4.5.2.3/Ga-01-R
2	EPA 905.0 Modified/DOE RP501 Rev. 1 Modified
3	EPA 906.0 Modified
4	GEL Prep Method

Surrogate/Tracer Recovery	Test	Batch ID	Recovery%	Acceptable Limits
Strontium Carrier	GFPC, Sr90, Vegetation "As Received"	2814633	82.4	(25%-125%)

GEL LABORATORIES LLC

2040 Savage Road Charleston SC 29407 - (843) 556-8171 - www.gel.com

Certificate of Analysis

Company : GSI Environmental Inc.
Address : 155 Grand Ave
Suite 704
Oakland, California 94612

Report Date: July 15, 2025

Contact: Skyler Bowersmith

Project: Near SSFL

Client Sample ID: G-2-250611

Sample ID: 729009006

Project: GSIE00119

Client ID: GSIE002

Parameter	Qualifier	Result	Uncertainty	MDC	TPU	RL	Units	PF	DF	Analyst	Date	Time	Batch	Mtd.
Surrogate/Tracer	Recovery	Test						Batch ID	Recovery%					Acceptable Limits

Notes:

The MDC is a sample specific MDC.

TPU and Counting Uncertainty are calculated at the 95% confidence level (1.96-sigma).

Column headers are defined as follows:

DF: Dilution Factor

DL: Detection Limit

Lc/LC: Critical Level

MDA: Minimum Detectable Activity

MDC: Minimum Detectable Concentration

Mtd.: Method

PF: Prep Factor

RL: Reporting Limit

TPU: Total Propagated Uncertainty

GEL LABORATORIES LLC

2040 Savage Road Charleston, SC 29407 - (843) 556-8171 - www.gel.com

QC Summary

Report Date: July 15, 2025

Page 1 of 9

GSI Environmental Inc.
155 Grand Ave
Suite 704
Oakland, California

Contact: Skyler Bowersmith

Workorder: 729009

Parmname	NOM	Sample	Qual	QC	Units	RPD/D%	REC%	Range	Anlst	Date	Time
LC-MS/MS Perchlorate											
Batch	2814849										
QC1206143321		ICS									
Perchlorate	1.92		J	1.79	ug/kg		93	(80%-120%)	EC5	07/15/25	12:52
QC1206143320		LCS									
Perchlorate	1.92		J	1.79	ug/kg		93	(80%-120%)		07/15/25	12:42
QC1206143319		MB									
Perchlorate			U	ND	ug/kg					07/15/25	12:32
QC1206143322		729009001 MS									
Perchlorate	1.93	U	ND	U	ND	ug/kg	0*	(70%-130%)		07/15/25	13:12
QC1206143323		729009001 MSD									
Perchlorate	2.00	U	ND	U	ND	ug/kg	N/A	0*	(0%-15%)	07/15/25	13:22
Metals Analysis-ICP											
Batch	2814376										
QC1206142295		LCS									
Antimony	50000			50600	ug/kg		101	(80%-120%)	EM2	06/24/25	18:06
Arsenic	50000			51200	ug/kg		102	(80%-120%)			
Barium	50000			49700	ug/kg		99.5	(80%-120%)			
Beryllium	50000			50900	ug/kg		102	(80%-120%)			
Cadmium	50000			49800	ug/kg		99.6	(80%-120%)			

GEL LABORATORIES LLC

2040 Savage Road Charleston, SC 29407 - (843) 556-8171 - www.gel.com

QC Summary

Workorder: 729009

Page 2 of 9

Paramname	NOM	Sample	Qual	QC	Units	RPD/D%	REC%	Range	Anlst	Date	Time
Metals Analysis-ICP											
Batch	2814376										
Chromium	50000			50600	ug/kg		101	(80%-120%)	EM2	06/24/25	18:06
Cobalt	50000			49600	ug/kg		99.2	(80%-120%)			
Copper	50000			51000	ug/kg		102	(80%-120%)			
Lead	50000			50800	ug/kg		102	(80%-120%)			
Molybdenum	50000			50300	ug/kg		101	(80%-120%)			
Nickel	50000			50500	ug/kg		101	(80%-120%)			
Selenium	50000			52200	ug/kg		104	(80%-120%)			
Silver	10000			10200	ug/kg		102	(80%-120%)			
Thallium	50000			51900	ug/kg		104	(80%-120%)			
Vanadium	50000			50000	ug/kg		100	(80%-120%)			
Zinc	50000			50400	ug/kg		101	(80%-120%)			
QC1206142294 MB											
Antimony			J	371	ug/kg					06/24/25	18:03
Arsenic			U	ND	ug/kg						
Barium			U	ND	ug/kg						

GEL LABORATORIES LLC

2040 Savage Road Charleston, SC 29407 - (843) 556-8171 - www.gel.com

QC Summary

Workorder: 729009

Page 3 of 9

Parname	NOM	Sample	Qual	QC	Units	RPD/D%	REC%	Range	Anlst	Date	Time
Metals Analysis-ICP											
Batch	2814376										
Beryllium			U	ND	ug/kg				EM2	06/24/25	18:03
Cadmium			U	ND	ug/kg						
Chromium			U	ND	ug/kg						
Cobalt			U	ND	ug/kg						
Copper			U	ND	ug/kg						
Lead			U	ND	ug/kg						
Molybdenum			U	ND	ug/kg						
Nickel			J	176	ug/kg						
Selenium			U	ND	ug/kg						
Silver			U	ND	ug/kg						
Thallium			U	ND	ug/kg						
Vanadium			U	ND	ug/kg						
Zinc			J	409	ug/kg						
QC1206142296	729009001	MS									
Antimony	49600	J	676	41400	ug/kg		82.1	(75%-125%)		06/24/25	18:13

GEL LABORATORIES LLC

2040 Savage Road Charleston, SC 29407 - (843) 556-8171 - www.gel.com

QC Summary

Workorder: 729009

Page 4 of 9

Parmname	NOM	Sample	Qual	QC	Units	RPD/D%	REC%	Range	Anlst	Date	Time
Metals Analysis-ICP											
Batch	2814376										
Arsenic	49600	U	ND	40300	ug/kg		81.1	(75%-125%)	EM2	06/24/25	18:13
Barium	49600	J	390	38700	ug/kg		77.3	(75%-125%)			
Beryllium	49600	U	ND	39600	ug/kg		79.9	(75%-125%)			
Cadmium	49600	U	ND	43000	ug/kg		86.7	(75%-125%)			
Chromium	49600	J	248	38700	ug/kg		77.5	(75%-125%)			
Cobalt	49600	U	ND	39200	ug/kg		78.9	(75%-125%)			
Copper	49600	U	ND	40600	ug/kg		81.3	(75%-125%)			
Lead	49600	U	ND	43800	ug/kg		87.6	(75%-125%)			
Molybdenum	49600	U	ND	40500	ug/kg		81.6	(75%-125%)			
Nickel	49600	J	196	39600	ug/kg		79.5	(75%-125%)			
Selenium	49600	J	854	43100	ug/kg		85.2	(75%-125%)			
Silver	9920	U	ND	9430	ug/kg		95.1	(75%-125%)			
Thallium	49600	U	ND	45800	ug/kg		92.4	(75%-125%)			
Vanadium	49600	U	ND	38800	ug/kg		78.2	(75%-125%)			

GEL LABORATORIES LLC

2040 Savage Road Charleston, SC 29407 - (843) 556-8171 - www.gel.com

QC Summary

Workorder: 729009

Page 5 of 9

Parmname	NOM	Sample	Qual	QC	Units	RPD/D%	REC%	Range	Anlst	Date	Time
Metals Analysis-ICP											
Batch	2814376										
Zinc	49600	2610		43800	ug/kg		83.1	(75%-125%)	EM2	06/24/25	18:13
QC1206142297 729009001 MSD											
Antimony	47000	J	676	45500	ug/kg	9.46	95.5	(0%-20%)		06/24/25	18:16
Arsenic	47000	U	ND	43800	ug/kg	8.39	93.2	(0%-20%)			
Barium	47000	J	390	43600	ug/kg	11.9	92	(0%-20%)			
Beryllium	47000	U	ND	44800	ug/kg	12.1	95.2	(0%-20%)			
Cadmium	47000	U	ND	44500	ug/kg	3.5	94.8	(0%-20%)			
Chromium	47000	J	248	44300	ug/kg	13.5	93.7	(0%-20%)			
Cobalt	47000	U	ND	44100	ug/kg	11.6	93.6	(0%-20%)			
Copper	47000	U	ND	45700	ug/kg	11.9	96.7	(0%-20%)			
Lead	47000	U	ND	45500	ug/kg	3.88	96.2	(0%-20%)			
Molybdenum	47000	U	ND	44600	ug/kg	9.44	94.7	(0%-20%)			
Nickel	47000	J	196	44800	ug/kg	12.2	94.8	(0%-20%)			
Selenium	47000	J	854	44700	ug/kg	3.53	93.3	(0%-20%)			
Silver	9400	U	ND	9070	ug/kg	3.92	96.5	(0%-20%)			

GEL LABORATORIES LLC

2040 Savage Road Charleston, SC 29407 - (843) 556-8171 - www.gel.com

QC Summary

Workorder: 729009

Page 6 of 9

Paramname	NOM	Sample	Qual	QC	Units	RPD/D%	REC%	Range	Anlst	Date	Time
Metals Analysis-ICP											
Batch	2814376										
Thallium	47000	U	ND	46700	ug/kg	2.01	99.5	(0%-20%)	EM2	06/24/25	18:16
Vanadium	47000	U	ND	44100	ug/kg	12.9	93.9	(0%-20%)			
Zinc	47000		2610	46600	ug/kg	6.21	93.7	(0%-20%)			
QC1206142299 729009001 SDILT											
Antimony		J	6.98	U	ND	ug/L	N/A	(0%-20%)		06/24/25	18:22
Arsenic		U	ND	U	ND	ug/L	N/A	(0%-20%)			
Barium		J	4.02	U	ND	ug/L	N/A	(0%-20%)			
Beryllium		U	ND	U	ND	ug/L	N/A	(0%-20%)			
Cadmium		U	ND	U	ND	ug/L	N/A	(0%-20%)			
Chromium		J	2.55	U	ND	ug/L	N/A	(0%-20%)			
Cobalt		U	ND	U	ND	ug/L	N/A	(0%-20%)			
Copper		U	ND	U	ND	ug/L	N/A	(0%-20%)			
Lead		U	ND	J	4.67	ug/L	N/A	(0%-20%)			
Molybdenum		U	ND	U	ND	ug/L	N/A	(0%-20%)			
Nickel		J	2.03	U	ND	ug/L	N/A	(0%-20%)			

GEL LABORATORIES LLC

2040 Savage Road Charleston, SC 29407 - (843) 556-8171 - www.gel.com

QC Summary

Workorder: 729009

Page 7 of 9

Parmname	NOM	Sample	Qual	QC	Units	RPD/D%	REC%	Range	Anlst	Date	Time
Metals Analysis-ICP											
Batch	2814376										
Selenium	J	8.81	U	ND	ug/L	N/A		(0%-20%)	EM2	06/24/25	18:22
Silver	U	ND	U	ND	ug/L	N/A		(0%-20%)			
Thallium	U	ND	U	ND	ug/L	N/A		(0%-20%)			
Vanadium	U	ND	U	ND	ug/L	N/A		(0%-20%)			
Zinc		26.9	J	4.84	ug/L	10		(0%-20%)			

Metals Analysis-Mercury

Batch	2814833										
QC1206143268	LCS										
Mercury	219			214	ug/kg		97.9	(80%-120%)	JP2	06/18/25	12:41
QC1206143267	MB										
Mercury			U	ND	ug/kg					06/18/25	12:39
QC1206143273	727765001	MS									
Mercury	208	J	17.2	205	ug/kg		90.3	(80%-120%)		06/18/25	12:48
QC1206143274	727765001	MSD									
Mercury	222	J	17.2	210	ug/kg	2.26	86.7	(0%-20%)		06/18/25	12:50
QC1206143276	727765001	SDILT									
Mercury		J	0.143	U	ND	ug/L	N/A	(0%-10%)		06/18/25	12:53

Notes:

The Qualifiers in this report are defined as follows:

- U Analyte was analyzed for, but not detected above the MDL, MDA, MDC or LOD.
- J Value is estimated

GEL LABORATORIES LLC

2040 Savage Road Charleston, SC 29407 - (843) 556-8171 - www.gel.com

QC Summary

Workorder: 729009

Page 8 of 9

Parmname	NOM	Sample	Qual	QC	Units	RPD/D%	REC%	Range	Anlst	Date	Time
P	Organics--	The concentrations between the primary and confirmation columns/detectors is >40% different. For HPLC, the difference is >70%.									
C	Analyte has been confirmed by GC/MS analysis										
B	The target analyte was detected in the associated blank.										
E	Concentration of the target analyte exceeds the instrument calibration range										
A	The TIC is a suspected aldol-condensation product										
X	Consult Case Narrative, Data Summary package, or Project Manager concerning this qualifier										
N	Metals--The Matrix spike sample recovery is not within specified control limits										
N	Organics--Presumptive evidence based on mass spectral library search to make a tentative identification of the analyte (TIC). Quantitation is based on nearest internal standard response factor										
H	Analytical holding time was exceeded										
**	Analyte is a surrogate compound										
<	Result is less than value reported										
>	Result is greater than value reported										
h	Preparation or preservation holding time was exceeded										
R	Sample results are rejected										
^	RPD of sample and duplicate evaluated using +/-RL. Concentrations are <5X the RL. Qualifier Not Applicable for Radiochemistry.										
D	Results are reported from a diluted aliquot of the sample										
N/A	RPD or %Recovery limits do not apply.										
ND	Analyte concentration is not detected above the detection limit										
E	%difference of sample and SD is >10%. Sample concentration must meet flagging criteria										
NJ	Consult Case Narrative, Data Summary package, or Project Manager concerning this qualifier										
JNX	Non Calibrated Compound										
UJ	Compound cannot be extracted										
Q	One or more quality control criteria have not been met. Refer to the applicable narrative or DER.										
FB	Mercury was found present at quantifiable concentrations in field blanks received with these samples. Data associated with the blank are deemed invalid for reporting to regulatory agencies										
N1	See case narrative										
Y	Other specific qualifiers were required to properly define the results. Consult case narrative.										
Y	QC Samples were not spiked with this compound										
N	Presumptive evidence based on mass spectral library search to make a tentative identification of the analyte (TIC). Quantitation is based on nearest internal standard response factor										
I	Analyte does not meet the Ion Abundance Ratio and should be considered an estimated concentration.										
FG	Consult Case Narrative, Data Summary package, or Project Manager concerning this qualifier										
XG	Consult Case Narrative, Data Summary package, or Project Manager concerning this qualifier										
G	Consult Case Narrative, Data Summary package, or Project Manager concerning this qualifier										
x	Subaliquot was taken. See Case Narrative for details.										

GEL LABORATORIES LLC

2040 Savage Road Charleston, SC 29407 - (843) 556-8171 - www.gel.com

QC Summary

Workorder: 729009

Page 9 of 9

<u>Parmname</u>	<u>NOM</u>	<u>Sample Qual</u>	<u>QC</u>	<u>Units</u>	<u>RPD/D%</u>	<u>REC%</u>	<u>Range</u>	<u>Anlst</u>	<u>Date</u>	<u>Time</u>
-----------------	------------	--------------------	-----------	--------------	---------------	-------------	--------------	--------------	-------------	-------------

N/A indicates that spike recovery limits do not apply when sample concentration exceeds spike conc. by a factor of 4 or more or %RPD not applicable.

^ The Relative Percent Difference (RPD) obtained from the sample duplicate (DUP) is evaluated against the acceptance criteria when the sample is greater than five times (5X) the contract required detection limit (RL). In cases where either the sample or duplicate value is less than 5X the RL, a control limit of +/- the RL is used to evaluate the DUP result.

* Indicates that a Quality Control parameter was not within specifications.

For PS, PSD, and SDILT results, the values listed are the measured amounts, not final concentrations.

Where the analytical method has been performed under NELAP certification, the analysis has met all of the requirements of the NELAC standard unless qualified on the QC Summary.

GEL LABORATORIES LLC

2040 Savage Road Charleston SC 29407 - (843) 556-8171 - www.gel.com

QC Summary

Report Date: July 15, 2025
Page 1 of 3

Client : GSI Environmental Inc.
155 Grand Ave
Suite 704
Oakland, California

Contact: Skyler Bowersmith

Workorder: 729009

Parmname	NOM	Sample	Qual	QC	Units	RPD%	REC%	Range	Anlst	Date	Time
Rad Gamma Spec											
Batch	2814545										
QC1206142627	729009001 DUP										
Cesium-137	U	-0.00452	U	-0.00169	pCi/g	0		N/AMXR1		06/27/25	13:54
	Uncert:	+/-0.00540		+/-0.00619							
	TPU:	+/-0.00579		+/-0.00623							
QC1206142628	LCS										
Americium-241	99.3			102	pCi/g		103	(75%-125%)	MXR1	06/27/25	13:54
	Uncert:			+/-2.33							
	TPU:			+/-14.1							
Cobalt-60	12.2			13.1	pCi/g		108	(75%-125%)			
	Uncert:			+/-0.475							
	TPU:			+/-1.49							
Cesium-137	32.0			33.7	pCi/g		105	(75%-125%)			
	Uncert:			+/-0.597							
	TPU:			+/-2.77							
QC1206142626	MB										
Cesium-137			U	0.00154	pCi/g				MXR1	06/27/25	12:42
	Uncert:			+/-0.00606							
	TPU:			+/-0.00610							
Rad Gas Flow											
Batch	2814633										
QC1206142804	729009001 DUP										
Strontium-90	U	0.00930	U	-0.00624	pCi/g	0		N/A	JE1	07/10/25	14:13
	Uncert:	+/-0.0138		+/-0.00796							
	TPU:	+/-0.0139		+/-0.00796							
QC1206142805	LCS										
Strontium-90	0.792			0.722	pCi/g		91.2	(75%-125%)	JE1	07/10/25	14:13
	Uncert:			+/-0.0435							
	TPU:			+/-0.170							
QC1206142803	MB										
Strontium-90			U	0.00520	pCi/g				JE1	07/10/25	14:13
	Uncert:			+/-0.0111							
	TPU:			+/-0.0112							
Rad Liquid Scintillation											
Batch	2814657										
QC1206142876	729009001 DUP										
Tritium	U	0.0374	U	-0.258	pCi/g	0		N/A	IT1	06/30/25	02:53
	Uncert:	+/-0.890		+/-0.861							
	TPU:	+/-0.890		+/-0.861							
QC1206142878	LCS										
Tritium	21.3			19.1	pCi/g		89.9	(75%-125%)	IT1	06/30/25	03:47
	Uncert:			+/-1.76							

GEL LABORATORIES LLC

2040 Savage Road Charleston SC 29407 - (843) 556-8171 - www.gel.com

QC Summary

Workorder: 729009

Page 3 of 3

<u>Parmname</u>	<u>NOM</u>	<u>Sample Qual</u>	<u>QC</u>	<u>Units</u>	<u>RPD%</u>	<u>REC%</u>	<u>Range</u>	<u>Anlst</u>	<u>Date</u>	<u>Time</u>
-----------------	------------	--------------------	-----------	--------------	-------------	-------------	--------------	--------------	-------------	-------------

N/A indicates that spike recovery limits do not apply when sample concentration exceeds spike conc. by a factor of 4 or more or %RPD not applicable.

** Indicates analyte is a surrogate/tracer compound.

^ The Relative Percent Difference (RPD) obtained from the sample duplicate (DUP) is evaluated against the acceptance criteria when the sample is greater than five times (5X) the contract required detection limit (RL). In cases where either the sample or duplicate value is less than 5X the RL, a control limit of +/- the RL is used to evaluate the DUP result.

For PS, PSD, and SDILT results, the values listed are the measured amounts, not final concentrations.

Where the analytical method has been performed under NELAP certification, the analysis has met all of the requirements of the NELAC standard unless qualified on the QC Summary.

SAMPLE RECEIPT & REVIEW FORM

Client: CSTIE SDG/AR/COC/Work Order: 724004 GEL PM: 05
 Received By: Thyasia Tatum Date Received at GEL: 6/10/25
 FedEx Express FedEx Ground UPS Field Services Courier Client Other: _____ IR Temp gun # IR2-23 Daily Calibration Performed Y

Tracking Number	Temp (C)	If over 6 °C, check if samples do not require cold preservation (ie radischem only).	Tracking Number	Temp (C)	If over 6 °C, check if samples do not require cold preservation (ie radischem only).
<u>882023018213</u>	<u>190</u>		<u>882023018295</u>	<u>180</u>	<input checked="" type="checkbox"/>
			<u>882023018284</u>	<u>190</u>	

Suspected Hazard Information

Yes No *If Net Counts > 100cpm on samples not marked "radioactive", contact the Radiation Safety Group for further investigation.

A) Shipped as a DOT Hazardous? Hazard Class Shipped: _____ UN#: _____
 B) Did the client designate the samples to be received as radioactive? If UN2910, is the Radioactive Shipment Survey Compliant? Yes ___ No ___
 C) Did the RSO classify the samples as radioactive? COC notation on radioactive stickers on containers equal client designation.
 Maximum Net Counts Observed* (Observed Counts - Area Background Counts): CPM mR/Hr
 Classified as: Rad 1 Rad 2 Rad 3
 If yes, select Hazards below.
 D) Are there any sample hazards to document? PCBs Flammable Foreign Soil RCRA Asbestos Beryllium Corrosive Other: _____
 E) Was a SDS received and reviewed by Lab Safety? Circle Applicable: See additional Comments below. No additional comments needed after review.

Sample Receipt Criteria	Yes	NA	No	Comments/Qualifiers (Required for Non-Conforming Items)
1 Shipping containers received intact and sealed?	<input checked="" type="checkbox"/>			Circle Applicable: Direct client dropout Seals broken Damaged container Leaking container Other (describe)
2 Chain of custody documents included with shipment?	<input checked="" type="checkbox"/>			Circle Applicable: Client contacted and provided COC COC created upon receipt
3 If there are samples requiring cold preservation, did they arrive within (0 < 6 °C)?	<input checked="" type="checkbox"/>			Preservation Method: <u>Wet Ice</u> Ice Packs Dry Ice None Other: *all temperatures recorded next to tracking numbers are in Celsius
4 Sample containers intact and sealed?	<input checked="" type="checkbox"/>			Circle Applicable: Seals broken Damaged container Leaking container Other (describe)
5 Samples requiring chemical preservation at proper pH?	<input checked="" type="checkbox"/>			Preserved per COC request or list Sample IDs and Containers Affected:
6 Do any samples require Volatile Analysis? (If yes, answer all three additional questions.)	<input checked="" type="checkbox"/>			If Preservation added, Lot#: If Yes, are Encores or Soil Kits present? Yes ___ No ___ (If yes, take to VOA Freezer) Do liquid VOA vials contain acid preservation? Yes ___ No ___ NA ___ (If unknown, select No) Are liquid VOA vials free of headspace? Yes ___ No ___ NA ___ Sample IDs and containers affected:
7 Samples received within holding time?	<input checked="" type="checkbox"/>			IDs and tests affected:
8 Sample IDs on COC match IDs on bottles?	<input checked="" type="checkbox"/>			IDs and containers affected:
9 Date & time on COC match date & time on bottles?	<input checked="" type="checkbox"/>			Circle Applicable: No dates on containers No times on containers COC missing info Other (describe)
10 Number of containers received match number indicated on COC?	<input checked="" type="checkbox"/>			Circle Applicable: No container count on COC Missing Container (provide details) Other (describe)
11 Are sample containers identifiable as GEL provided by use of GEL labels?	<input checked="" type="checkbox"/>			
12 COC form is properly signed in relinquished/received sections?	<input checked="" type="checkbox"/>			Circle Applicable: Not relinquished Other (describe)

Comments:

PM (or PMA) review: Initials AM Date 6/18/25

Continuation Form Required when selected

List of current GEL Certifications as of 15 July 2025

State	Certification
Alabama	42200
Alaska	17-018
Alaska Drinking Water	SC00012
Arkansas	88-00651
CLIA	42D0904046
California	2940
Colorado	SC00012
Connecticut	PH-0169
DoD ELAP/ ISO17025 A2LA	2567.01
Florida NELAP	E87156
Foreign Soils Permit	525-24-281-19660
Georgia	SC00012
Georgia SDWA	967
Hawaii	SC00012
Idaho	SC00012
Illinois NELAP	200029
Indiana	C-SC-01
Kansas NELAP	E-10332
Kentucky SDWA	KY90129
Kentucky Wastewater	KY90129
Louisiana Drinking Water	LA024
Louisiana NELAP	03046 (AI33904)
Maine	2023019
Maryland	270
Massachusetts	M-SC012
Massachusetts PFAS Approv	Letter
Michigan	9976
Mississippi	SC00012
Nebraska	NE-OS-26-13
Nevada	NV-C24-00175
New Hampshire NELAP	205424
New Jersey NELAP	SC002
New Mexico	SC00012
New York NELAP	11501
North Carolina	233
North Carolina SDWA	45709
North Dakota	R-158
Oklahoma	2023-152
Pennsylvania NELAP	68-00485
Puerto Rico	SC00012
S. Carolina Radiochem	10120002
Sanitation Districts of L	9255651
South Carolina Chemistry	10120001
Tennessee	TN 02934
Texas NELAP	T104704235
Utah NELAP	SC000122024-45
Vermont	VT87156
Virginia NELAP	460202
Washington	C780

**Technical Case Narrative
GSI Environmental Inc.
SDG #: 729009**

Perchlorates by LCMSMS

Product: Definitive Low Level Perchlorate Analysis Utilizing Liquid Chromatography/Mass Spectrometry/Mass Spectrometry (LC/MS/MS) by EPA Method 6850 Modified (6850M)

Analytical Method: SW846 6850 Modified

Analytical Procedure: GL-OA-E-067 REV# 21

Analytical Batches: 2814849 and 2814846

Composite Preparation Method: GEL Prep Method

Composite Preparation Procedure: GL-RAD-A-026 REV# 22

Composite Preparation Batch: 2814288

The following samples were analyzed using the above methods and analytical procedure(s).

<u>GEL Sample ID#</u>	<u>Client Sample Identification</u>
729009001	L-1-250611
729009002	O-1-250611
729009003	G-1-250611
729009004	L-2-250611
729009005	O-2-250611
729009006	G-2-250611
1206143319	Method Blank (MB)
1206143320	Laboratory Control Sample (LCS)
1206143321	Interference Check Sample (ICS)
1206143322	729009001(L-1-250611) Matrix Spike (MS)
1206143323	729009001(L-1-250611) Matrix Spike Duplicate (MSD)

The samples in this SDG were analyzed on an "as received" basis.

Data Summary:

All sample data provided in this report met the acceptance criteria specified in the analytical methods and procedures for initial calibration, continuing calibration, instrument controls and process controls where applicable, with the following exceptions.

Quality Control (QC) Information

Matrix Spike (MS) Recovery Statement

The MS and/or MSD (See Below) did not meet the recommended quality control acceptance criteria for percent recoveries. The failure may be attributed to possible sample matrix interference and/or non-homogeneity.

Sample	Analyte	Value
1206143322 (L-1-250611MS)	Perchlorate	0* (70%-130%)
1206143323 (L-1-250611MSD)	Perchlorate	0* (70%-130%)

Technical Information

Sample Dilutions

Samples 1206143322 (L-1-250611MS), 1206143323 (L-1-250611MSD), 729009001 (L-1-250611), 729009002 (O-1-250611), 729009003 (G-1-250611), 729009004 (L-2-250611), 729009005 (O-2-250611) and 729009006 (G-2-250611) and/or QC 1206143322 (L-1-250611MS), 1206143323 (L-1-250611MSD), 729009001 (L-1-250611), 729009002 (O-1-250611), 729009003 (G-1-250611), 729009004 (L-2-250611), 729009005 (O-2-250611) and 729009006 (G-2-250611) were diluted due to matrix interference.

Analyte	729009					
	001	002	003	004	005	006
Perchlorate	20X	20X	20X	20X	20X	20X
Perchlorate-O(18)	20X	20X	20X	20X	20X	20X

Metals

Product: Determination of Metals by ICP

Analytical Method: SW846 3050B/6010D

Analytical Procedure: GL-MA-E-013 REV# 34

Analytical Batch: 2814376

Preparation Method: SW846 3050B

Preparation Procedure: GL-MA-E-009 REV# 30

Preparation Batch: 2814375

Composite Preparation Method: GEL Prep Method

Composite Preparation Procedure: GL-RAD-A-026 REV# 22

Composite Preparation Batch: 2814288

The following samples were analyzed using the above methods and analytical procedure(s).

<u>GEL Sample ID#</u>	<u>Client Sample Identification</u>
729009001	L-1-250611
729009002	O-1-250611
729009003	G-1-250611
729009004	L-2-250611
729009005	O-2-250611
729009006	G-2-250611
1206142294	Method Blank (MB)ICP
1206142295	Laboratory Control Sample (LCS)
1206142299	729009001(L-1-250611L) Serial Dilution (SD)
1206142296	729009001(L-1-250611S) Matrix Spike (MS)
1206142297	729009001(L-1-250611SD) Matrix Spike Duplicate (MSD)

The samples in this SDG were analyzed on an "as received" basis.

Data Summary:

All sample data provided in this report met the acceptance criteria specified in the analytical methods and procedures for initial calibration, continuing calibration, instrument controls and process controls where applicable, with the following exceptions.

Technical Information

Preparation/Analytical Method Verification

Method SW-846 3050B is not a total digestion technique for most samples. It is a very strong acid digestion that will dissolve almost all elements that could become environmentally available. By design, elements bound in silicate structures are not normally dissolved by this procedure as they are not usually mobile in the environment.

Product: Mercury Analysis Using the Perkin Elmer Automated Mercury Analyzer

Analytical Method: SW846 7471B

Analytical Procedure: GL-MA-E-010 REV# 42

Analytical Batch: 2814833

Preparation Method: SW846 7471B Prep

Preparation Procedure: GL-MA-E-010 REV# 42

Preparation Batch: 2814820

Composite Preparation Method: GEL Prep Method

Composite Preparation Procedure: GL-RAD-A-026 REV# 22

Composite Preparation Batch: 2814288

The following samples were analyzed using the above methods and analytical procedure(s).

<u>GEL Sample ID#</u>	<u>Client Sample Identification</u>
729009001	L-1-250611
729009002	O-1-250611
729009003	G-1-250611
729009004	L-2-250611
729009005	O-2-250611
729009006	G-2-250611
1206143267	Method Blank (MB)CVAA
1206143268	Laboratory Control Sample (LCS)
1206143276	727765001(NonSDGL) Serial Dilution (SD)
1206143273	727765001(NonSDGS) Matrix Spike (MS)
1206143274	727765001(NonSDGSD) Matrix Spike Duplicate (MSD)

The samples in this SDG were analyzed on an "as received" basis.

Data Summary:

There are no exceptions, anomalies or deviations from the specified methods. All sample data provided in this report met the acceptance criteria specified in the analytical methods and procedures for initial calibration, continuing calibration, instrument controls and process controls where applicable.

Radiochemistry

Product: Dry Weight

Preparation Method: Dry Soil Prep

Preparation Procedure: GL-RAD-A-021 REV# 25

Preparation Batch: 2814337

Composite Preparation Method: GEL Prep Method

Composite Preparation Procedure: GL-RAD-A-026 REV# 22

Composite Preparation Batch: 2814288

The following samples were analyzed using the above methods and analytical procedure(s).

<u>GEL Sample ID#</u>	<u>Client Sample Identification</u>
729009002	O-1-250611
729009004	L-2-250611
729009005	O-2-250611
729009006	G-2-250611

The samples in this SDG were analyzed on an "as received" basis.

Data Summary:

There are no exceptions, anomalies or deviations from the specified methods. All sample data provided in this report met the acceptance criteria specified in the analytical methods and procedures for initial calibration, continuing calibration, instrument controls and process controls where applicable.

Product: Dry Weight

Preparation Method: Dry Soil Prep

Preparation Procedure: GL-RAD-A-021 REV# 25

Preparation Batch: 2814559

Composite Preparation Method: GEL Prep Method

Composite Preparation Procedure: GL-RAD-A-026 REV# 22

Composite Preparation Batch: 2814288

The following samples were analyzed using the above methods and analytical procedure(s).

<u>GEL Sample ID#</u>	<u>Client Sample Identification</u>
729009001	L-1-250611
729009003	G-1-250611

The samples in this SDG were analyzed on an "as received" basis.

Data Summary:

There are no exceptions, anomalies or deviations from the specified methods. All sample data provided in this report met the acceptance criteria specified in the analytical methods and procedures for initial calibration, continuing calibration, instrument controls and process controls where applicable.

Product: Gammascpec, Gamma, Solid vegetation

Analytical Method: DOE HASL 300, 4.5.2.3/Ga-01-R

Analytical Procedure: GL-RAD-A-013 REV# 29

Analytical Batch: 2814545

Preparation Method: GEL Prep Method

Preparation Procedure: GL-RAD-A-026 REV# 22

Preparation Batches: 2814336 and 2814288

The following samples were analyzed using the above methods and analytical procedure(s).

<u>GEL Sample ID#</u>	<u>Client Sample Identification</u>
729009001	L-1-250611
729009002	O-1-250611
729009003	G-1-250611
729009004	L-2-250611
729009005	O-2-250611
729009006	G-2-250611
1206142626	Method Blank (MB)
1206142627	729009001(L-1-250611) Sample Duplicate (DUP)
1206142628	Laboratory Control Sample (LCS)

The samples in this SDG were analyzed on an "as received" basis.

Data Summary:

There are no exceptions, anomalies or deviations from the specified methods. All sample data provided in this report met the acceptance criteria specified in the analytical methods and procedures for initial calibration, continuing calibration, instrument controls and process controls where applicable.

Product: GFPC, Sr90, Vegetation

Analytical Method: EPA 905.0 Modified/DOE RP501 Rev. 1 Modified

Analytical Procedure: GL-RAD-A-004 REV# 23

Analytical Batch: 2814633

Preparation Method: Dry Soil Prep

Preparation Procedure: GL-RAD-A-021 REV# 25

Preparation Batches: 2814337 and 2814559

Composite Preparation Method: GEL Prep Method

Composite Preparation Procedure: GL-RAD-A-026 REV# 22

Composite Preparation Batch: 2814288

The following samples were analyzed using the above methods and analytical procedure(s).

<u>GEL Sample ID#</u>	<u>Client Sample Identification</u>
729009001	L-1-250611
729009002	O-1-250611
729009003	G-1-250611
729009004	L-2-250611
729009005	O-2-250611
729009006	G-2-250611
1206142803	Method Blank (MB)
1206142804	729009001(L-1-250611) Sample Duplicate (DUP)
1206142805	Laboratory Control Sample (LCS)

The samples in this SDG were analyzed on an "as received" basis.

Data Summary:

There are no exceptions, anomalies or deviations from the specified methods. All sample data provided in this report met the acceptance criteria specified in the analytical methods and procedures for initial calibration, continuing calibration, instrument controls and process controls where applicable.

Product: LSC, Tritium Distillation, Vegetation

Analytical Method: EPA 906.0 Modified

Analytical Procedure: GL-RAD-A-002 REV# 24

Analytical Batch: 2814657

Composite Preparation Method: GEL Prep Method

Composite Preparation Procedure: GL-RAD-A-026 REV# 22

Composite Preparation Batch: 2814288

The following samples were analyzed using the above methods and analytical procedure(s).

<u>GEL Sample ID#</u>	<u>Client Sample Identification</u>
729009001	L-1-250611
729009002	O-1-250611
729009003	G-1-250611
729009004	L-2-250611
729009005	O-2-250611
729009006	G-2-250611
1206142875	Method Blank (MB)
1206142876	729009001(L-1-250611) Sample Duplicate (DUP)
1206142877	729009001(L-1-250611) Matrix Spike (MS)
1206142878	Laboratory Control Sample (LCS)

The samples in this SDG were analyzed on an "as received" basis.

Data Summary:

All sample data provided in this report met the acceptance criteria specified in the analytical methods and procedures for initial calibration, continuing calibration, instrument controls and process controls where applicable, with the following exceptions.

Miscellaneous Information

Additional Comments

The matrix spike, 1206142877 (L-1-250611MS), aliquot was reduced to conserve sample volume.

Certification Statement

Where the analytical method has been performed under NELAP certification, the analysis has met all of the requirements of the NELAC standard unless otherwise noted in the analytical case narrative.

July 15, 2025

Skyler Bowersmith
GSI Environmental Inc.
155 Grand Ave
Suite 704
Oakland, California 94612

Re: Near SSFL
Work Order: 729010

Dear Skyler Bowersmith:

GEL Laboratories, LLC (GEL) appreciates the opportunity to provide the enclosed analytical results for the sample(s) we received on June 16, 2025. This original data report has been prepared and reviewed in accordance with GEL's standard operating procedures.

The samples were delivered with proper chain of custody documentation and signatures. All sample containers arrived without any visible signs of tampering or breakage. There are no additional comments concerning sample receipt.

Test results for NELAP or ISO 17025 accredited tests are verified to meet the requirements of those standards, with any exceptions noted. The results reported relate only to the items tested and to the sample as received by the laboratory. These results may not be reproduced except as full reports without approval by the laboratory. Copies of GEL's accreditations and certifications can be found on our website at www.gel.com.

Our policy is to provide high quality, personalized analytical services to enable you to meet your analytical needs on time every time. We trust that you will find everything in order and to your satisfaction. If you have any questions, please do not hesitate to call me at (843) 556-8171, ext. 1614.

Sincerely,

Delaney Stonessmith
Project Manager

Purchase Order: 5182
Enclosures

GEL LABORATORIES LLC

2040 Savage Road Charleston SC 29407 - (843) 556-8171 - www.gel.com

Certificate of Analysis Report for

GSIE002 GSI Environmental Inc.

Client SDG: 729010 GEL Work Order: 729010

The Qualifiers in this report are defined as follows:

- * A quality control analyte recovery is outside of specified acceptance criteria
- ** Analyte is a Tracer compound
- ** Analyte is a surrogate compound
- U Analyte was analyzed for, but not detected above the MDL, MDA, MDC or LOD.

Where the analytical method has been performed under NELAP certification, the analysis has met all of the requirements of the NELAC standard unless qualified on the Certificate of Analysis.

The designation ND, if present, appears in the result column when the analyte concentration is not detected above the limit as defined in the 'U' qualifier above.

This data report has been prepared and reviewed in accordance with GEL Laboratories LLC standard operating procedures. Please direct any questions to your Project Manager, Delaney Stonessmith.

Reviewed by



GEL LABORATORIES LLC

2040 Savage Road Charleston SC 29407 - (843) 556-8171 - www.gel.com

Certificate of Analysis

Company : GSI Environmental Inc.
 Address : 155 Grand Ave
 Suite 704
 Oakland, California 94612
 Contact: Skyler Bowersmith
 Project: Near SSFL

Report Date: July 15, 2025

Client Sample ID: OW-SED-1-250610
 Sample ID: 729010001
 Matrix: Soil
 Collect Date: 10-JUN-25
 Receive Date: 16-JUN-25
 Collector: Client
 Moisture: 5.1%

Project: GSIE00119
 Client ID: GSIE002

Parameter	Qualifier	Result	Uncertainty	MDC	TPU	RL	Units	PF	DF	Analyst	Date	Time	Batch	Mtd.
Rad Gamma Spec Analysis														
<i>Gammascpec, Gamma, Solid (Standard List) "Dry Weight Corrected"</i>														
Cesium-137		0.0888	+/-0.0717	0.0630	+/-0.0722	0.100	pCi/g			RXF2	07/15/25	0517	2814544	1
Rad Gas Flow Proportional Counting														
<i>GFPC, Sr90, Solid "Dry Weight Corrected"</i>														
Strontium-90	U	0.0131	+/-0.0521	0.0943	+/-0.0522	0.100	pCi/g			CH7	06/27/25	1545	2814634	2
Rad Liquid Scintillation Analysis														
<i>LSC, Tritium Distillation, Soil "As Received"</i>														
Tritium	U	-0.0926	+/-1.36	2.42	+/-1.36	0.200	pCi/g			IT1	06/30/25	1639	2814658	3

The following Prep Methods were performed

Method	Description	Analyst	Date	Time	Prep Batch
Dry Soil Prep	Dry Soil Prep GL-RAD-A-021	CXC1	06/16/25	1337	2814193

The following Analytical Methods were performed

Method	Description
1	DOE HASL 300, 4.5.2.3/Ga-01-R
2	EPA 905.0 Modified/DOE RP501 Rev. 1 Modified
3	EPA 906.0 Modified

Surrogate/Tracer Recovery	Test	Batch ID	Recovery%	Acceptable Limits
Strontium Carrier	GFPC, Sr90, Solid "Dry Weight Corrected"	2814634	70.6	(25%-125%)

GEL LABORATORIES LLC

2040 Savage Road Charleston SC 29407 - (843) 556-8171 - www.gel.com

Certificate of Analysis

Company : GSI Environmental Inc.
Address : 155 Grand Ave
Suite 704
Oakland, California 94612

Report Date: July 15, 2025

Contact: Skyler Bowersmith

Project: Near SSFL

Client Sample ID: OW-SED-1-250610

Project: GSIE00119

Sample ID: 729010001

Client ID: GSIE002

Parameter	Qualifier	Result	Uncertainty	MDC	TPU	RL	Units	PF	DF	Analyst	Date	Time	Batch	Mtd.
Surrogate/Tracer	Recovery	Test						Batch ID	Recovery%	Acceptable Limits				

Notes:

The MDC is a sample specific MDC.

TPU and Counting Uncertainty are calculated at the 95% confidence level (1.96-sigma).

Column headers are defined as follows:

DF: Dilution Factor

Mtd.: Method

DL: Detection Limit

PF: Prep Factor

Lc/LC: Critical Level

RL: Reporting Limit

MDA: Minimum Detectable Activity

TPU: Total Propagated Uncertainty

MDC: Minimum Detectable Concentration

GEL LABORATORIES LLC

2040 Savage Road Charleston SC 29407 - (843) 556-8171 - www.gel.com

Certificate of Analysis

Company : GSI Environmental Inc.
 Address : 155 Grand Ave
 Suite 704
 Oakland, California 94612

Report Date: July 15, 2025

Contact: Skyler Bowersmith

Project: Near SSFL

Client Sample ID: HV-1-250610

Project: GSIE00119

Sample ID: 729010002

Client ID: GSIE002

Matrix: Soil

Collect Date: 10-JUN-25

Receive Date: 16-JUN-25

Collector: Client

Moisture: 2.66%

Parameter	Qualifier	Result	Uncertainty	MDC	TPU	RL	Units	PF	DF	Analyst	Date	Time	Batch	Mtd.
Rad Gamma Spec Analysis														
<i>Gammaspex, Gamma, Solid (Standard List) "Dry Weight Corrected"</i>														
Cesium-137	U	-0.00699	+/-0.0411	0.0779	+/-0.0412	0.100	pCi/g			RXF2	07/15/25	0652	2814544	1
Rad Gas Flow Proportional Counting														
<i>GFPC, Sr90, Solid "Dry Weight Corrected"</i>														
Strontium-90	U	0.0149	+/-0.0523	0.0954	+/-0.0524	0.100	pCi/g			CH7	06/27/25	1546	2814634	2
Rad Liquid Scintillation Analysis														
<i>LSC, Tritium Distillation, Soil "As Received"</i>														
Tritium	U	0.695	+/-1.36	2.33	+/-1.37	0.200	pCi/g			IT1	06/30/25	1741	2814658	3

The following Prep Methods were performed

Method	Description	Analyst	Date	Time	Prep Batch
Dry Soil Prep	Dry Soil Prep GL-RAD-A-021	CXC1	06/16/25	1337	2814193

The following Analytical Methods were performed

Method	Description
1	DOE HASL 300, 4.5.2.3/Ga-01-R
2	EPA 905.0 Modified/DOE RP501 Rev. 1 Modified
3	EPA 906.0 Modified

Surrogate/Tracer Recovery	Test	Batch ID	Recovery%	Acceptable Limits
Strontium Carrier	GFPC, Sr90, Solid "Dry Weight Corrected"	2814634	47.1	(25%-125%)

GEL LABORATORIES LLC

2040 Savage Road Charleston SC 29407 - (843) 556-8171 - www.gel.com

Certificate of Analysis

Company : GSI Environmental Inc.
Address : 155 Grand Ave
Suite 704
Oakland, California 94612

Report Date: July 15, 2025

Contact: Skyler Bowersmith
Project: Near SSFL

Client Sample ID: HV-1-250610
Sample ID: 729010002

Project: GSIE00119
Client ID: GSIE002

Parameter	Qualifier	Result	Uncertainty	MDC	TPU	RL	Units	PF	DF	Analyst	Date	Time	Batch	Mtd.
Surrogate/Tracer	Recovery	Test						Batch ID	Recovery%					Acceptable Limits

Notes:

The MDC is a sample specific MDC.

TPU and Counting Uncertainty are calculated at the 95% confidence level (1.96-sigma).

Column headers are defined as follows:

DF: Dilution Factor

DL: Detection Limit

Lc/LC: Critical Level

MDA: Minimum Detectable Activity

MDC: Minimum Detectable Concentration

Mtd.: Method

PF: Prep Factor

RL: Reporting Limit

TPU: Total Propagated Uncertainty

GEL LABORATORIES LLC

2040 Savage Road Charleston SC 29407 - (843) 556-8171 - www.gel.com

Certificate of Analysis

Company : GSI Environmental Inc.
 Address : 155 Grand Ave
 Suite 704
 Oakland, California 94612

Report Date: July 15, 2025

Contact: Skyler Bowersmith
 Project: Near SSFL

Client Sample ID: HV-2-250610
 Sample ID: 729010003
 Matrix: Soil
 Collect Date: 10-JUN-25
 Receive Date: 16-JUN-25
 Collector: Client
 Moisture: .773%

Project: GSIE00119
 Client ID: GSIE002

Parameter	Qualifier	Result	Uncertainty	MDC	TPU	RL	Units	PF	DF	Analyst	Date	Time	Batch	Mtd.
Rad Gamma Spec Analysis														
<i>Gammaspex, Gamma, Solid (Standard List) "Dry Weight Corrected"</i>														
Cesium-137	U	0.0391	+/-0.0393	0.0809	+/-0.0432	0.100	pCi/g			RXF2	07/15/25	0653	2814544	1
Rad Gas Flow Proportional Counting														
<i>GFPC, Sr90, Solid "Dry Weight Corrected"</i>														
Strontium-90	U	-0.00503	+/-0.0495	0.0968	+/-0.0495	0.100	pCi/g			CH7	06/27/25	1546	2814634	2
Rad Liquid Scintillation Analysis														
<i>LSC, Tritium Distillation, Soil "As Received"</i>														
Tritium	U	-0.0323	+/-1.29	2.28	+/-1.29	0.200	pCi/g			IT1	06/30/25	1843	2814658	3

The following Prep Methods were performed

Method	Description	Analyst	Date	Time	Prep Batch
Dry Soil Prep	Dry Soil Prep GL-RAD-A-021	CXC1	06/16/25	1337	2814193

The following Analytical Methods were performed

Method	Description
1	DOE HASL 300, 4.5.2.3/Ga-01-R
2	EPA 905.0 Modified/DOE RP501 Rev. 1 Modified
3	EPA 906.0 Modified

Surrogate/Tracer Recovery	Test	Batch ID	Recovery%	Acceptable Limits
Strontium Carrier	GFPC, Sr90, Solid "Dry Weight Corrected"	2814634	61.2	(25%-125%)

GEL LABORATORIES LLC

2040 Savage Road Charleston SC 29407 - (843) 556-8171 - www.gel.com

Certificate of Analysis

Company : GSI Environmental Inc.
Address : 155 Grand Ave
Suite 704
Oakland, California 94612

Report Date: July 15, 2025

Contact: Skyler Bowersmith

Project: Near SSFL

Client Sample ID: HV-2-250610

Sample ID: 729010003

Project: GSIE00119

Client ID: GSIE002

Parameter	Qualifier	Result	Uncertainty	MDC	TPU	RL	Units	PF	DF	Analyst	Date	Time	Batch	Mtd.
Surrogate/Tracer	Recovery	Test						Batch ID	Recovery%					Acceptable Limits

Notes:

The MDC is a sample specific MDC.

TPU and Counting Uncertainty are calculated at the 95% confidence level (1.96-sigma).

Column headers are defined as follows:

DF: Dilution Factor

DL: Detection Limit

Lc/LC: Critical Level

MDA: Minimum Detectable Activity

MDC: Minimum Detectable Concentration

Mtd.: Method

PF: Prep Factor

RL: Reporting Limit

TPU: Total Propagated Uncertainty

GEL LABORATORIES LLC

2040 Savage Road Charleston SC 29407 - (843) 556-8171 - www.gel.com

Certificate of Analysis

Company : GSI Environmental Inc.
 Address : 155 Grand Ave
 Suite 704
 Oakland, California 94612

Contact: Skyler Bowersmith
 Project: Near SSFL

Report Date: July 15, 2025

Client Sample ID: HV-SED-1-250610
 Sample ID: 729010004
 Matrix: Soil
 Collect Date: 10-JUN-25
 Receive Date: 16-JUN-25
 Collector: Client
 Moisture: 15%

Project: GSIE00119
 Client ID: GSIE002

Parameter	Qualifier	Result	Uncertainty	MDC	TPU	RL	Units	PF	DF	Analyst	Date	Time	Batch	Mtd.
Rad Gamma Spec Analysis														
<i>Gammascpec, Gamma, Solid (Standard List) "Dry Weight Corrected"</i>														
Cesium-137	U	0.0183	+/-0.0366	0.0722	+/-0.0375	0.100	pCi/g			RXF2	07/15/25	0653	2814544	1
Rad Gas Flow Proportional Counting														
<i>GFPC, Sr90, Solid "Dry Weight Corrected"</i>														
Strontium-90	U	0.0139	+/-0.0528	0.0963	+/-0.0529	0.100	pCi/g			CH7	06/27/25	1546	2814634	2
Rad Liquid Scintillation Analysis														
<i>LSC, Tritium Distillation, Soil "As Received"</i>														
Tritium	U	0.317	+/-1.35	2.35	+/-1.35	0.200	pCi/g			IT1	06/30/25	1945	2814658	3

The following Prep Methods were performed

Method	Description	Analyst	Date	Time	Prep Batch
Dry Soil Prep	Dry Soil Prep GL-RAD-A-021	CXC1	06/16/25	1337	2814193

The following Analytical Methods were performed

Method	Description
1	DOE HASL 300, 4.5.2.3/Ga-01-R
2	EPA 905.0 Modified/DOE RP501 Rev. 1 Modified
3	EPA 906.0 Modified

Surrogate/Tracer Recovery	Test	Batch ID	Recovery%	Acceptable Limits
Strontium Carrier	GFPC, Sr90, Solid "Dry Weight Corrected"	2814634	49.4	(25%-125%)

GEL LABORATORIES LLC

2040 Savage Road Charleston SC 29407 - (843) 556-8171 - www.gel.com

Certificate of Analysis

Company : GSI Environmental Inc.
Address : 155 Grand Ave
Suite 704
Oakland, California 94612

Report Date: July 15, 2025

Contact: Skyler Bowersmith

Project: Near SSFL

Client Sample ID: HV-SED-1-250610

Project: GSIE00119

Sample ID: 729010004

Client ID: GSIE002

Parameter	Qualifier	Result	Uncertainty	MDC	TPU	RL	Units	PF	DF	Analyst	Date	Time	Batch	Mtd.
Surrogate/Tracer	Recovery	Test						Batch ID	Recovery%					Acceptable Limits

Notes:

The MDC is a sample specific MDC.

TPU and Counting Uncertainty are calculated at the 95% confidence level (1.96-sigma).

Column headers are defined as follows:

DF: Dilution Factor

Mtd.: Method

DL: Detection Limit

PF: Prep Factor

Lc/LC: Critical Level

RL: Reporting Limit

MDA: Minimum Detectable Activity

TPU: Total Propagated Uncertainty

MDC: Minimum Detectable Concentration

GEL LABORATORIES LLC

2040 Savage Road Charleston SC 29407 - (843) 556-8171 - www.gel.com

Certificate of Analysis

Company : GSI Environmental Inc.
 Address : 155 Grand Ave
 Suite 704
 Oakland, California 94612

Contact: Skyler Bowersmith
 Project: Near SSFL

Report Date: July 15, 2025

Client Sample ID: HV-SED-250610
 Sample ID: 729010005
 Matrix: Soil
 Collect Date: 10-JUN-25
 Receive Date: 16-JUN-25
 Collector: Client
 Moisture: 10.5%

Project: GSIE00119
 Client ID: GSIE002

Parameter	Qualifier	Result	Uncertainty	MDC	TPU	RL	Units	PF	DF	Analyst	Date	Time	Batch	Mtd.
Rad Gamma Spec Analysis														
<i>Gammaspex, Gamma, Solid (Standard List) "Dry Weight Corrected"</i>														
Cesium-137	U	-0.00286	+/-0.0336	0.0641	+/-0.0336	0.100	pCi/g			RXF2	07/15/25	0654	2814544	1
Rad Gas Flow Proportional Counting														
<i>GFPC, Sr90, Solid "Dry Weight Corrected"</i>														
Strontium-90	U	-0.0125	+/-0.0483	0.0970	+/-0.0483	0.100	pCi/g			CH7	06/27/25	1545	2814634	2
Rad Liquid Scintillation Analysis														
<i>LSC, Tritium Distillation, Soil "As Received"</i>														
Tritium	U	-0.423	+/-1.28	2.30	+/-1.28	0.200	pCi/g			IT1	06/30/25	2047	2814658	3

The following Prep Methods were performed

Method	Description	Analyst	Date	Time	Prep Batch
Dry Soil Prep	Dry Soil Prep GL-RAD-A-021	CXC1	06/16/25	1337	2814193

The following Analytical Methods were performed

Method	Description
1	DOE HASL 300, 4.5.2.3/Ga-01-R
2	EPA 905.0 Modified/DOE RP501 Rev. 1 Modified
3	EPA 906.0 Modified

Surrogate/Tracer Recovery	Test	Batch ID	Recovery%	Acceptable Limits
Strontium Carrier	GFPC, Sr90, Solid "Dry Weight Corrected"	2814634	77.6	(25%-125%)

GEL LABORATORIES LLC

2040 Savage Road Charleston SC 29407 - (843) 556-8171 - www.gel.com

Certificate of Analysis

Company : GSI Environmental Inc.
Address : 155 Grand Ave
Suite 704
Oakland, California 94612

Report Date: July 15, 2025

Contact: Skyler Bowersmith
Project: Near SSFL

Client Sample ID: HV-SED-250610
Sample ID: 729010005

Project: GSIE00119
Client ID: GSIE002

Parameter	Qualifier	Result	Uncertainty	MDC	TPU	RL	Units	PF	DF	Analyst	Date	Time	Batch	Mtd.
Surrogate/Tracer	Recovery	Test						Batch ID	Recovery%					Acceptable Limits

Notes:

The MDC is a sample specific MDC.

TPU and Counting Uncertainty are calculated at the 95% confidence level (1.96-sigma).

Column headers are defined as follows:

DF: Dilution Factor

DL: Detection Limit

Lc/LC: Critical Level

MDA: Minimum Detectable Activity

MDC: Minimum Detectable Concentration

Mtd.: Method

PF: Prep Factor

RL: Reporting Limit

TPU: Total Propagated Uncertainty

GEL LABORATORIES LLC

2040 Savage Road Charleston SC 29407 - (843) 556-8171 - www.gel.com

Certificate of Analysis

Company : GSI Environmental Inc.
 Address : 155 Grand Ave
 Suite 704
 Oakland, California 94612

Contact: Skyler Bowersmith
 Project: Near SSFL

Report Date: July 15, 2025

Client Sample ID: D-5/6-SED-250610
 Sample ID: 729010006
 Matrix: Soil
 Collect Date: 10-JUN-25
 Receive Date: 16-JUN-25
 Collector: Client
 Moisture: 9.93%

Project: GSIE00119
 Client ID: GSIE002

Parameter	Qualifier	Result	Uncertainty	MDC	TPU	RL	Units	PF	DF	Analyst	Date	Time	Batch	Mtd.
Rad Gamma Spec Analysis														
<i>Gammascpec, Gamma, Solid (Standard List) "Dry Weight Corrected"</i>														
Cesium-137	U	-0.00536	+/-0.0397	0.0762	+/-0.0398	0.100	pCi/g			RXF2	07/15/25	0654	2814544	1
Rad Gas Flow Proportional Counting														
<i>GFPC, Sr90, Solid "Dry Weight Corrected"</i>														
Strontium-90	U	0.0784	+/-0.0599	0.0945	+/-0.0616	0.100	pCi/g			CH7	06/27/25	1545	2814634	2
Rad Liquid Scintillation Analysis														
<i>LSC, Tritium Distillation, Soil "As Received"</i>														
Tritium	U	0.248	+/-1.34	2.34	+/-1.34	0.200	pCi/g			IT1	06/30/25	2150	2814658	3

The following Prep Methods were performed

Method	Description	Analyst	Date	Time	Prep Batch
Dry Soil Prep	Dry Soil Prep GL-RAD-A-021	CXC1	06/16/25	1337	2814193

The following Analytical Methods were performed

Method	Description
1	DOE HASL 300, 4.5.2.3/Ga-01-R
2	EPA 905.0 Modified/DOE RP501 Rev. 1 Modified
3	EPA 906.0 Modified

Surrogate/Tracer Recovery	Test	Batch ID	Recovery%	Acceptable Limits
Strontium Carrier	GFPC, Sr90, Solid "Dry Weight Corrected"	2814634	65.9	(25%-125%)

GEL LABORATORIES LLC

2040 Savage Road Charleston SC 29407 - (843) 556-8171 - www.gel.com

Certificate of Analysis

Company : GSI Environmental Inc.
Address : 155 Grand Ave
Suite 704
Oakland, California 94612

Report Date: July 15, 2025

Contact: Skyler Bowersmith

Project: Near SSFL

Client Sample ID: D-5/6-SED-250610

Project: GSIE00119

Sample ID: 729010006

Client ID: GSIE002

Parameter	Qualifier	Result	Uncertainty	MDC	TPU	RL	Units	PF	DF	Analyst	Date	Time	Batch	Mtd.
Surrogate/Tracer	Recovery	Test						Batch ID	Recovery%	Acceptable Limits				

Notes:

The MDC is a sample specific MDC.

TPU and Counting Uncertainty are calculated at the 95% confidence level (1.96-sigma).

Column headers are defined as follows:

DF: Dilution Factor

Mtd.: Method

DL: Detection Limit

PF: Prep Factor

Lc/LC: Critical Level

RL: Reporting Limit

MDA: Minimum Detectable Activity

TPU: Total Propagated Uncertainty

MDC: Minimum Detectable Concentration

GEL LABORATORIES LLC

2040 Savage Road Charleston SC 29407 - (843) 556-8171 - www.gel.com

Certificate of Analysis

Company : GSI Environmental Inc.
 Address : 155 Grand Ave
 Suite 704
 Oakland, California 94612

Report Date: July 15, 2025

Contact: Skyler Bowersmith
 Project: Near SSFL

Client Sample ID: CIT-1-250610
 Sample ID: 729010007
 Matrix: Soil
 Collect Date: 10-JUN-25
 Receive Date: 16-JUN-25
 Collector: Client
 Moisture: 5.86%

Project: GSIE00119
 Client ID: GSIE002

Parameter	Qualifier	Result	Uncertainty	MDC	TPU	RL	Units	PF	DF	Analyst	Date	Time	Batch	Mtd.
Rad Gamma Spec Analysis														
<i>Gammaspex, Gamma, Solid (Standard List) "Dry Weight Corrected"</i>														
Cesium-137	U	0.0691	+/-0.0842	0.0787	+/-0.0845	0.100	pCi/g			RXF2	07/15/25	0655	2814544	1
Rad Gas Flow Proportional Counting														
<i>GFPC, Sr90, Solid "Dry Weight Corrected"</i>														
Strontium-90	U	-0.00858	+/-0.0482	0.0930	+/-0.0482	0.100	pCi/g			CH7	06/27/25	1546	2814634	2
Rad Liquid Scintillation Analysis														
<i>LSC, Tritium Distillation, Soil "As Received"</i>														
Tritium	U	0.346	+/-1.34	2.33	+/-1.34	0.200	pCi/g			IT1	06/30/25	2252	2814658	3

The following Prep Methods were performed

Method	Description	Analyst	Date	Time	Prep Batch
Dry Soil Prep	Dry Soil Prep GL-RAD-A-021	CXC1	06/16/25	1337	2814193

The following Analytical Methods were performed

Method	Description
1	DOE HASL 300, 4.5.2.3/Ga-01-R
2	EPA 905.0 Modified/DOE RP501 Rev. 1 Modified
3	EPA 906.0 Modified

Surrogate/Tracer Recovery	Test	Batch ID	Recovery%	Acceptable Limits
Strontium Carrier	GFPC, Sr90, Solid "Dry Weight Corrected"	2814634	70.6	(25%-125%)

GEL LABORATORIES LLC

2040 Savage Road Charleston SC 29407 - (843) 556-8171 - www.gel.com

Certificate of Analysis

Company : GSI Environmental Inc.
Address : 155 Grand Ave
Suite 704
Oakland, California 94612

Report Date: July 15, 2025

Contact: Skyler Bowersmith

Project: Near SSFL

Client Sample ID: CIT-1-250610

Sample ID: 729010007

Project: GSIE00119

Client ID: GSIE002

Parameter	Qualifier	Result	Uncertainty	MDC	TPU	RL	Units	PF	DF	Analyst	Date	Time	Batch	Mtd.
Surrogate/Tracer	Recovery	Test						Batch ID	Recovery%					Acceptable Limits

Notes:

The MDC is a sample specific MDC.

TPU and Counting Uncertainty are calculated at the 95% confidence level (1.96-sigma).

Column headers are defined as follows:

DF: Dilution Factor

DL: Detection Limit

Lc/LC: Critical Level

MDA: Minimum Detectable Activity

MDC: Minimum Detectable Concentration

Mtd.: Method

PF: Prep Factor

RL: Reporting Limit

TPU: Total Propagated Uncertainty

GEL LABORATORIES LLC

2040 Savage Road Charleston SC 29407 - (843) 556-8171 - www.gel.com

Certificate of Analysis

Company : GSI Environmental Inc.
 Address : 155 Grand Ave
 Suite 704
 Oakland, California 94612

Report Date: July 15, 2025

Contact: Skyler Bowersmith
 Project: Near SSFL

Client Sample ID: TF-1-250610
 Sample ID: 729010008
 Matrix: Soil
 Collect Date: 10-JUN-25
 Receive Date: 16-JUN-25
 Collector: Client
 Moisture: 4.67%

Project: GSIE00119
 Client ID: GSIE002

Parameter	Qualifier	Result	Uncertainty	MDC	TPU	RL	Units	PF	DF	Analyst	Date	Time	Batch	Mtd.
Rad Gamma Spec Analysis														
<i>Gammascpec, Gamma, Solid (Standard List) "Dry Weight Corrected"</i>														
Cesium-137	U	0.0231	+/-0.0382	0.0764	+/-0.0396	0.100	pCi/g			RXF2	07/15/25	0655	2814544	1
Rad Gas Flow Proportional Counting														
<i>GFPC, Sr90, Solid "Dry Weight Corrected"</i>														
Strontium-90	U	0.0593	+/-0.0598	0.0993	+/-0.0608	0.100	pCi/g			CH7	06/27/25	1546	2814634	2
Rad Liquid Scintillation Analysis														
<i>LSC, Tritium Distillation, Soil "As Received"</i>														
Tritium	U	0.599	+/-1.33	2.30	+/-1.34	0.200	pCi/g			IT1	06/30/25	2354	2814658	3

The following Prep Methods were performed

Method	Description	Analyst	Date	Time	Prep Batch
Dry Soil Prep	Dry Soil Prep GL-RAD-A-021	CXC1	06/16/25	1337	2814193

The following Analytical Methods were performed

Method	Description
1	DOE HASL 300, 4.5.2.3/Ga-01-R
2	EPA 905.0 Modified/DOE RP501 Rev. 1 Modified
3	EPA 906.0 Modified

Surrogate/Tracer Recovery	Test	Batch ID	Recovery%	Acceptable Limits
Strontium Carrier	GFPC, Sr90, Solid "Dry Weight Corrected"	2814634	87.1	(25%-125%)

GEL LABORATORIES LLC

2040 Savage Road Charleston SC 29407 - (843) 556-8171 - www.gel.com

Certificate of Analysis

Company : GSI Environmental Inc.
Address : 155 Grand Ave
Suite 704
Oakland, California 94612

Report Date: July 15, 2025

Contact: Skyler Bowersmith
Project: Near SSFL

Client Sample ID: TF-1-250610
Sample ID: 729010008

Project: GSIE00119
Client ID: GSIE002

Parameter	Qualifier	Result	Uncertainty	MDC	TPU	RL	Units	PF	DF	Analyst	Date	Time	Batch	Mtd.
Surrogate/Tracer	Recovery	Test						Batch ID	Recovery%					Acceptable Limits

Notes:

The MDC is a sample specific MDC.

TPU and Counting Uncertainty are calculated at the 95% confidence level (1.96-sigma).

Column headers are defined as follows:

DF: Dilution Factor

DL: Detection Limit

Lc/LC: Critical Level

MDA: Minimum Detectable Activity

MDC: Minimum Detectable Concentration

Mtd.: Method

PF: Prep Factor

RL: Reporting Limit

TPU: Total Propagated Uncertainty

GEL LABORATORIES LLC

2040 Savage Road Charleston SC 29407 - (843) 556-8171 - www.gel.com

Certificate of Analysis

Company : GSI Environmental Inc.
 Address : 155 Grand Ave
 Suite 704
 Oakland, California 94612

Contact: Skyler Bowersmith
 Project: Near SSFL

Report Date: July 15, 2025

Client Sample ID: KC-1-250610
 Sample ID: 729010009
 Matrix: Soil
 Collect Date: 10-JUN-25
 Receive Date: 16-JUN-25
 Collector: Client
 Moisture: 1.63%

Project: GSIE00119
 Client ID: GSIE002

Parameter	Qualifier	Result	Uncertainty	MDC	TPU	RL	Units	PF	DF	Analyst	Date	Time	Batch	Mtd.
Rad Gamma Spec Analysis														
<i>Gamaspec, Gamma, Solid (Standard List) "Dry Weight Corrected"</i>														
Cesium-137	U	0.0421	+/-0.0411	0.0854	+/-0.0454	0.100	pCi/g			RXF2	07/15/25	0704	2814544	1
Rad Gas Flow Proportional Counting														
<i>GFPC, Sr90, Solid "Dry Weight Corrected"</i>														
Strontium-90	U	-0.00104	+/-0.0506	0.0953	+/-0.0506	0.100	pCi/g			CH7	06/27/25	1546	2814634	2
Rad Liquid Scintillation Analysis														
<i>LSC, Tritium Distillation, Soil "As Received"</i>														
Tritium	U	-0.980	+/-1.16	2.14	+/-1.16	0.200	pCi/g			IT1	07/01/25	0056	2814658	3

The following Prep Methods were performed

Method	Description	Analyst	Date	Time	Prep Batch
Dry Soil Prep	Dry Soil Prep GL-RAD-A-021	CXC1	06/16/25	1337	2814193

The following Analytical Methods were performed

Method	Description
1	DOE HASL 300, 4.5.2.3/Ga-01-R
2	EPA 905.0 Modified/DOE RP501 Rev. 1 Modified
3	EPA 906.0 Modified

Surrogate/Tracer Recovery	Test	Batch ID	Recovery%	Acceptable Limits
Strontium Carrier	GFPC, Sr90, Solid "Dry Weight Corrected"	2814634	63.5	(25%-125%)

GEL LABORATORIES LLC

2040 Savage Road Charleston SC 29407 - (843) 556-8171 - www.gel.com

Certificate of Analysis

Company : GSI Environmental Inc.
Address : 155 Grand Ave
Suite 704
Oakland, California 94612

Report Date: July 15, 2025

Contact: Skyler Bowersmith

Project: Near SSFL

Client Sample ID: KC-1-250610

Sample ID: 729010009

Project: GSIE00119

Client ID: GSIE002

Parameter	Qualifier	Result	Uncertainty	MDC	TPU	RL	Units	PF	DF	Analyst	Date	Time	Batch	Mtd.
Surrogate/Tracer	Recovery	Test						Batch ID	Recovery%					Acceptable Limits

Notes:

The MDC is a sample specific MDC.

TPU and Counting Uncertainty are calculated at the 95% confidence level (1.96-sigma).

Column headers are defined as follows:

DF: Dilution Factor

DL: Detection Limit

Lc/LC: Critical Level

MDA: Minimum Detectable Activity

MDC: Minimum Detectable Concentration

Mtd.: Method

PF: Prep Factor

RL: Reporting Limit

TPU: Total Propagated Uncertainty

GEL LABORATORIES LLC

2040 Savage Road Charleston SC 29407 - (843) 556-8171 - www.gel.com

Certificate of Analysis

Company : GSI Environmental Inc.
 Address : 155 Grand Ave
 Suite 704
 Oakland, California 94612

Report Date: July 15, 2025

Contact: Skyler Bowersmith
 Project: Near SSFL

Client Sample ID: GF-1-250610
 Sample ID: 729010010
 Matrix: Soil
 Collect Date: 10-JUN-25
 Receive Date: 16-JUN-25
 Collector: Client
 Moisture: 26.1%

Project: GSIE00119
 Client ID: GSIE002

Parameter	Qualifier	Result	Uncertainty	MDC	TPU	RL	Units	PF	DF	Analyst	Date	Time	Batch	Mtd.
Rad Gamma Spec Analysis														
<i>Gammaspex, Gamma, Solid (Standard List) "Dry Weight Corrected"</i>														
Cesium-137	U	0.0303	+/-0.0448	0.0863	+/-0.0469	0.100	pCi/g			RXF2	07/15/25	0705	2814544	1
Rad Gas Flow Proportional Counting														
<i>GFPC, Sr90, Solid "Dry Weight Corrected"</i>														
Strontium-90	U	0.0353	+/-0.0555	0.0962	+/-0.0558	0.100	pCi/g			CH7	06/27/25	1546	2814634	2
Rad Liquid Scintillation Analysis														
<i>LSC, Tritium Distillation, Soil "As Received"</i>														
Tritium	U	-0.0336	+/-1.22	2.16	+/-1.22	0.200	pCi/g			IT1	07/01/25	0158	2814658	3

The following Prep Methods were performed

Method	Description	Analyst	Date	Time	Prep Batch
Dry Soil Prep	Dry Soil Prep GL-RAD-A-021	CXC1	06/16/25	1337	2814193

The following Analytical Methods were performed

Method	Description
1	DOE HASL 300, 4.5.2.3/Ga-01-R
2	EPA 905.0 Modified/DOE RP501 Rev. 1 Modified
3	EPA 906.0 Modified

Surrogate/Tracer Recovery	Test	Batch ID	Recovery%	Acceptable Limits
Strontium Carrier	GFPC, Sr90, Solid "Dry Weight Corrected"	2814634	70.6	(25%-125%)

GEL LABORATORIES LLC

2040 Savage Road Charleston SC 29407 - (843) 556-8171 - www.gel.com

Certificate of Analysis

Company : GSI Environmental Inc.
Address : 155 Grand Ave
Suite 704
Oakland, California 94612

Report Date: July 15, 2025

Contact: Skyler Bowersmith
Project: Near SSFL

Client Sample ID: GF-1-250610
Sample ID: 729010010

Project: GSIE00119
Client ID: GSIE002

Parameter	Qualifier	Result	Uncertainty	MDC	TPU	RL	Units	PF	DF	Analyst	Date	Time	Batch	Mtd.
Surrogate/Tracer	Recovery	Test						Batch ID	Recovery%					Acceptable Limits

Notes:

The MDC is a sample specific MDC.

TPU and Counting Uncertainty are calculated at the 95% confidence level (1.96-sigma).

Column headers are defined as follows:

DF: Dilution Factor

DL: Detection Limit

Lc/LC: Critical Level

MDA: Minimum Detectable Activity

MDC: Minimum Detectable Concentration

Mtd.: Method

PF: Prep Factor

RL: Reporting Limit

TPU: Total Propagated Uncertainty

GEL LABORATORIES LLC

2040 Savage Road Charleston SC 29407 - (843) 556-8171 - www.gel.com

Certificate of Analysis

Company : GSI Environmental Inc.
 Address : 155 Grand Ave
 Suite 704
 Oakland, California 94612
 Contact: Skyler Bowersmith
 Project: Near SSFL

Report Date: July 15, 2025

Client Sample ID: AT-1-250610 Project: GSIE00119
 Sample ID: 729010011 Client ID: GSIE002
 Matrix: Soil
 Collect Date: 10-JUN-25
 Receive Date: 16-JUN-25
 Collector: Client
 Moisture: 13.4%

Parameter	Qualifier	Result	Uncertainty	MDC	TPU	RL	Units	PF	DF	Analyst	Date	Time	Batch	Mtd.
Rad Gamma Spec Analysis														
<i>Gammascpec, Gamma, Solid (Standard List) "Dry Weight Corrected"</i>														
Cesium-137	U	0.0345	+/-0.0617	0.132	+/-0.0637	0.100	pCi/g			RXF2	07/15/25	0705	2814544	1
Rad Gas Flow Proportional Counting														
<i>GFPC, Sr90, Solid "Dry Weight Corrected"</i>														
Strontium-90	U	0.0290	+/-0.0536	0.0945	+/-0.0539	0.100	pCi/g			CH7	06/27/25	1546	2814634	2
Rad Liquid Scintillation Analysis														
<i>LSC, Tritium Distillation, Soil "As Received"</i>														
Tritium	U	0.867	+/-1.30	2.21	+/-1.32	0.200	pCi/g			IT1	07/01/25	0300	2814658	3

The following Prep Methods were performed

Method	Description	Analyst	Date	Time	Prep Batch
Dry Soil Prep	Dry Soil Prep GL-RAD-A-021	CXC1	06/16/25	1337	2814193

The following Analytical Methods were performed

Method	Description
1	DOE HASL 300, 4.5.2.3/Ga-01-R
2	EPA 905.0 Modified/DOE RP501 Rev. 1 Modified
3	EPA 906.0 Modified

Surrogate/Tracer Recovery	Test	Batch ID	Recovery%	Acceptable Limits
Strontium Carrier	GFPC, Sr90, Solid "Dry Weight Corrected"	2814634	58.8	(25%-125%)

GEL LABORATORIES LLC

2040 Savage Road Charleston SC 29407 - (843) 556-8171 - www.gel.com

Certificate of Analysis

Company : GSI Environmental Inc.
Address : 155 Grand Ave
Suite 704
Oakland, California 94612

Report Date: July 15, 2025

Contact: Skyler Bowersmith

Project: Near SSFL

Client Sample ID: AT-1-250610

Sample ID: 729010011

Project: GSIE00119

Client ID: GSIE002

Parameter	Qualifier	Result	Uncertainty	MDC	TPU	RL	Units	PF	DF	Analyst	Date	Time	Batch	Mtd.
Surrogate/Tracer	Recovery	Test						Batch ID	Recovery%	Acceptable Limits				

Notes:

The MDC is a sample specific MDC.

TPU and Counting Uncertainty are calculated at the 95% confidence level (1.96-sigma).

Column headers are defined as follows:

DF: Dilution Factor

DL: Detection Limit

Lc/LC: Critical Level

MDA: Minimum Detectable Activity

MDC: Minimum Detectable Concentration

Mtd.: Method

PF: Prep Factor

RL: Reporting Limit

TPU: Total Propagated Uncertainty

GEL LABORATORIES LLC

2040 Savage Road Charleston SC 29407 - (843) 556-8171 - www.gel.com

Certificate of Analysis

Company : GSI Environmental Inc.
 Address : 155 Grand Ave
 Suite 704
 Oakland, California 94612

Report Date: July 15, 2025

Contact: Skyler Bowersmith

Project: Near SSFL

Client Sample ID: OS1-SED-1-250610

Project: GSIE00119

Sample ID: 729010012

Client ID: GSIE002

Matrix: Soil

Collect Date: 10-JUN-25

Receive Date: 16-JUN-25

Collector: Client

Moisture: 3.73%

Parameter	Qualifier	Result	Uncertainty	MDC	TPU	RL	Units	PF	DF	Analyst	Date	Time	Batch	Mtd.
Rad Gamma Spec Analysis														
<i>Gammascpec, Gamma, Solid (Standard List) "Dry Weight Corrected"</i>														
Cesium-137	U	-0.0116	+/-0.0536	0.0973	+/-0.0538	0.100	pCi/g			RXF2	07/15/25	0706	2814544	1
Rad Gas Flow Proportional Counting														
<i>GFPC, Sr90, Solid "Dry Weight Corrected"</i>														
Strontium-90	U	0.0464	+/-0.0581	0.0986	+/-0.0587	0.100	pCi/g			CH7	06/27/25	1546	2814634	2
Rad Liquid Scintillation Analysis														
<i>LSC, Tritium Distillation, Soil "As Received"</i>														
Tritium	U	0.148	+/-1.27	2.22	+/-1.27	0.200	pCi/g			IT1	07/01/25	0403	2814658	3

The following Prep Methods were performed

Method	Description	Analyst	Date	Time	Prep Batch
Dry Soil Prep	Dry Soil Prep GL-RAD-A-021	CXC1	06/16/25	1337	2814193

The following Analytical Methods were performed

Method	Description
1	DOE HASL 300, 4.5.2.3/Ga-01-R
2	EPA 905.0 Modified/DOE RP501 Rev. 1 Modified
3	EPA 906.0 Modified

Surrogate/Tracer Recovery	Test	Batch ID	Recovery%	Acceptable Limits
Strontium Carrier	GFPC, Sr90, Solid "Dry Weight Corrected"	2814634	70.6	(25%-125%)

GEL LABORATORIES LLC

2040 Savage Road Charleston SC 29407 - (843) 556-8171 - www.gel.com

Certificate of Analysis

Company : GSI Environmental Inc.
Address : 155 Grand Ave
Suite 704
Oakland, California 94612

Report Date: July 15, 2025

Contact: Skyler Bowersmith

Project: Near SSFL

Client Sample ID: OS1-SED-1-250610

Project: GSIE00119

Sample ID: 729010012

Client ID: GSIE002

Parameter	Qualifier	Result	Uncertainty	MDC	TPU	RL	Units	PF	DF	Analyst	Date	Time	Batch	Mtd.
Surrogate/Tracer	Recovery	Test						Batch ID	Recovery%					Acceptable Limits

Notes:

The MDC is a sample specific MDC.

TPU and Counting Uncertainty are calculated at the 95% confidence level (1.96-sigma).

Column headers are defined as follows:

DF: Dilution Factor

Mtd.: Method

DL: Detection Limit

PF: Prep Factor

Lc/LC: Critical Level

RL: Reporting Limit

MDA: Minimum Detectable Activity

TPU: Total Propagated Uncertainty

MDC: Minimum Detectable Concentration

GEL LABORATORIES LLC

2040 Savage Road Charleston SC 29407 - (843) 556-8171 - www.gel.com

Certificate of Analysis

Company : GSI Environmental Inc.
 Address : 155 Grand Ave
 Suite 704
 Oakland, California 94612

Report Date: July 15, 2025

Contact: Skyler Bowersmith
 Project: Near SSFL

Client Sample ID: SRE-SED-4-250610
 Sample ID: 729010013
 Matrix: Soil
 Collect Date: 10-JUN-25
 Receive Date: 16-JUN-25
 Collector: Client
 Moisture: 18%

Project: GSIE00119
 Client ID: GSIE002

Parameter	Qualifier	Result	Uncertainty	MDC	TPU	RL	Units	PF	DF	Analyst	Date	Time	Batch	Mtd.
Rad Gamma Spec Analysis														
<i>Gammascpec, Gamma, Solid (Standard List) "Dry Weight Corrected"</i>														
Cesium-137	U	0.0129	+/-0.0497	0.0860	+/-0.0500	0.100	pCi/g			RXF2	07/15/25	0714	2814544	1
Rad Gas Flow Proportional Counting														
<i>GFPC, Sr90, Solid "Dry Weight Corrected"</i>														
Strontium-90	U	0.0399	+/-0.0307	0.0468	+/-0.0315	0.100	pCi/g			CH7	06/30/25	1725	2814634	2
Rad Liquid Scintillation Analysis														
<i>LSC, Tritium Distillation, Soil "As Received"</i>														
Tritium	U	-0.476	+/-1.24	2.23	+/-1.24	0.200	pCi/g			IT1	07/01/25	1114	2814658	3

The following Prep Methods were performed

Method	Description	Analyst	Date	Time	Prep Batch
Dry Soil Prep	Dry Soil Prep GL-RAD-A-021	CXC1	06/16/25	1337	2814193

The following Analytical Methods were performed

Method	Description
1	DOE HASL 300, 4.5.2.3/Ga-01-R
2	EPA 905.0 Modified/DOE RP501 Rev. 1 Modified
3	EPA 906.0 Modified

Surrogate/Tracer Recovery	Test	Batch ID	Recovery%	Acceptable Limits
Strontium Carrier	GFPC, Sr90, Solid "Dry Weight Corrected"	2814634	91.8	(25%-125%)

GEL LABORATORIES LLC

2040 Savage Road Charleston SC 29407 - (843) 556-8171 - www.gel.com

Certificate of Analysis

Company : GSI Environmental Inc.
Address : 155 Grand Ave
Suite 704
Oakland, California 94612

Report Date: July 15, 2025

Contact: Skyler Bowersmith
Project: Near SSFL

Client Sample ID: SRE-SED-4-250610
Sample ID: 729010013

Project: GSIE00119
Client ID: GSIE002

Parameter	Qualifier	Result	Uncertainty	MDC	TPU	RL	Units	PF	DF	Analyst	Date	Time	Batch	Mtd.
Surrogate/Tracer	Recovery	Test						Batch ID	Recovery%					Acceptable Limits

Notes:

The MDC is a sample specific MDC.

TPU and Counting Uncertainty are calculated at the 95% confidence level (1.96-sigma).

Column headers are defined as follows:

DF: Dilution Factor

DL: Detection Limit

Lc/LC: Critical Level

MDA: Minimum Detectable Activity

MDC: Minimum Detectable Concentration

Mtd.: Method

PF: Prep Factor

RL: Reporting Limit

TPU: Total Propagated Uncertainty

GEL LABORATORIES LLC

2040 Savage Road Charleston SC 29407 - (843) 556-8171 - www.gel.com

Certificate of Analysis

Company : GSI Environmental Inc.
 Address : 155 Grand Ave
 Suite 704
 Oakland, California 94612

Report Date: July 15, 2025

Contact: Skyler Bowersmith

Project: Near SSFL

Client Sample ID: OS357-SED-250610

Project: GSIE00119

Sample ID: 729010014

Client ID: GSIE002

Matrix: Soil

Collect Date: 10-JUN-25

Receive Date: 16-JUN-25

Collector: Client

Moisture: 7.78%

Parameter	Qualifier	Result	Uncertainty	MDC	TPU	RL	Units	PF	DF	Analyst	Date	Time	Batch	Mtd.
Rad Gamma Spec Analysis														
<i>Gammaspex, Gamma, Solid (Standard List) "Dry Weight Corrected"</i>														
Cesium-137	U	0.0356	+/-0.0511	0.106	+/-0.0536	0.100	pCi/g			RXF2	07/15/25	0820	2814544	1
Rad Gas Flow Proportional Counting														
<i>GFPC, Sr90, Solid "Dry Weight Corrected"</i>														
Strontium-90	U	-0.0612	+/-0.0421	0.0943	+/-0.0421	0.100	pCi/g			CH7	06/27/25	1545	2814634	2
Rad Liquid Scintillation Analysis														
<i>LSC, Tritium Distillation, Soil "As Received"</i>														
Tritium	U	0.710	+/-1.30	2.23	+/-1.31	0.200	pCi/g			IT1	07/01/25	1216	2814658	3

The following Prep Methods were performed

Method	Description	Analyst	Date	Time	Prep Batch
Dry Soil Prep	Dry Soil Prep GL-RAD-A-021	CXC1	06/16/25	1337	2814193

The following Analytical Methods were performed

Method	Description
1	DOE HASL 300, 4.5.2.3/Ga-01-R
2	EPA 905.0 Modified/DOE RP501 Rev. 1 Modified
3	EPA 906.0 Modified

Surrogate/Tracer Recovery	Test	Batch ID	Recovery%	Acceptable Limits
Strontium Carrier	GFPC, Sr90, Solid "Dry Weight Corrected"	2814634	77.6	(25%-125%)

GEL LABORATORIES LLC

2040 Savage Road Charleston SC 29407 - (843) 556-8171 - www.gel.com

Certificate of Analysis

Company : GSI Environmental Inc.
Address : 155 Grand Ave
Suite 704
Oakland, California 94612

Report Date: July 15, 2025

Contact: Skyler Bowersmith
Project: Near SSFL

Client Sample ID: OS357-SED-250610
Sample ID: 729010014

Project: GSIE00119
Client ID: GSIE002

Parameter	Qualifier	Result	Uncertainty	MDC	TPU	RL	Units	PF	DF	Analyst	Date	Time	Batch	Mtd.
Surrogate/Tracer	Recovery	Test						Batch ID	Recovery%	Acceptable Limits				

Notes:

The MDC is a sample specific MDC.

TPU and Counting Uncertainty are calculated at the 95% confidence level (1.96-sigma).

Column headers are defined as follows:

DF: Dilution Factor

DL: Detection Limit

Lc/LC: Critical Level

MDA: Minimum Detectable Activity

MDC: Minimum Detectable Concentration

Mtd.: Method

PF: Prep Factor

RL: Reporting Limit

TPU: Total Propagated Uncertainty

GEL LABORATORIES LLC

2040 Savage Road Charleston SC 29407 - (843) 556-8171 - www.gel.com

Certificate of Analysis

Company : GSI Environmental Inc.
 Address : 155 Grand Ave
 Suite 704
 Oakland, California 94612

Report Date: July 15, 2025

Contact: Skyler Bowersmith

Project: Near SSFL

Client Sample ID: RRMDf-SED-D-250610

Project: GSIE00119

Sample ID: 729010015

Client ID: GSIE002

Matrix: Soil

Collect Date: 10-JUN-25

Receive Date: 16-JUN-25

Collector: Client

Moisture: 3.1%

Parameter	Qualifier	Result	Uncertainty	MDC	TPU	RL	Units	PF	DF	Analyst	Date	Time	Batch	Mtd.
Rad Gamma Spec Analysis														
<i>Gammascpec, Gamma, Solid (Standard List) "Dry Weight Corrected"</i>														
Cesium-137	U	0.0104	+/-0.0547	0.103	+/-0.0549	0.100	pCi/g			RXF2	07/15/25	0820	2814544	1
Rad Gas Flow Proportional Counting														
<i>GFPC, Sr90, Solid "Dry Weight Corrected"</i>														
Strontium-90	U	-0.0283	+/-0.0468	0.0978	+/-0.0468	0.100	pCi/g			CH7	06/27/25	1546	2814634	2
Rad Liquid Scintillation Analysis														
<i>LSC, Tritium Distillation, Soil "As Received"</i>														
Tritium	U	-0.114	+/-1.27	2.26	+/-1.27	0.200	pCi/g			IT1	07/01/25	1318	2814658	3

The following Prep Methods were performed

Method	Description	Analyst	Date	Time	Prep Batch
Dry Soil Prep	Dry Soil Prep GL-RAD-A-021	CXC1	06/16/25	1337	2814193

The following Analytical Methods were performed

Method	Description
1	DOE HASL 300, 4.5.2.3/Ga-01-R
2	EPA 905.0 Modified/DOE RP501 Rev. 1 Modified
3	EPA 906.0 Modified

Surrogate/Tracer Recovery	Test	Batch ID	Recovery%	Acceptable Limits
Strontium Carrier	GFPC, Sr90, Solid "Dry Weight Corrected"	2814634	70.6	(25%-125%)

GEL LABORATORIES LLC

2040 Savage Road Charleston SC 29407 - (843) 556-8171 - www.gel.com

Certificate of Analysis

Company : GSI Environmental Inc.
Address : 155 Grand Ave
Suite 704
Oakland, California 94612

Report Date: July 15, 2025

Contact: Skyler Bowersmith

Project: Near SSFL

Client Sample ID: RRMDf-SED-D-250610

Project: GSIE00119

Sample ID: 729010015

Client ID: GSIE002

Parameter	Qualifier	Result	Uncertainty	MDC	TPU	RL	Units	PF	DF	Analyst	Date	Time	Batch	Mtd.
Surrogate/Tracer	Recovery	Test						Batch ID	Recovery%	Acceptable Limits				

Notes:

The MDC is a sample specific MDC.

TPU and Counting Uncertainty are calculated at the 95% confidence level (1.96-sigma).

Column headers are defined as follows:

DF: Dilution Factor

Mtd.: Method

DL: Detection Limit

PF: Prep Factor

Lc/LC: Critical Level

RL: Reporting Limit

MDA: Minimum Detectable Activity

TPU: Total Propagated Uncertainty

MDC: Minimum Detectable Concentration

GEL LABORATORIES LLC

2040 Savage Road Charleston SC 29407 - (843) 556-8171 - www.gel.com

QC Summary

Report Date: July 15, 2025
Page 1 of 3

Client : GSI Environmental Inc.
155 Grand Ave
Suite 704
Oakland, California

Contact: Skyler Bowersmith

Workorder: 729010

Parmname	NOM	Sample Qual	QC	Units	RPD%	REC%	Range	Anlst	Date Time
Rad Gamma Spec									
Batch	2814544								
QC1206142618	729010001 DUP								
Cesium-137		0.0888	0.0907	pCi/g	2.13		(0% - 100%)	RXF2	07/15/2508:21
	Uncert:	+/-0.0717	+/-0.0836						
	TPU:	+/-0.0722	+/-0.0839						
QC1206142619	LCS								
Americium-241	482		531	pCi/g		110	(75%-125%)	RXF2	07/15/2508:22
	Uncert:		+/-8.20						
	TPU:		+/-47.9						
Cobalt-60	51.1		48.9	pCi/g		95.7	(75%-125%)		
	Uncert:		+/-1.85						
	TPU:		+/-5.87						
Cesium-137	147		138	pCi/g		94.2	(75%-125%)		
	Uncert:		+/-2.57						
	TPU:		+/-11.7						
QC1206142617	MB								
Cesium-137		U	0.00496	pCi/g				RXF2	07/15/2507:22
	Uncert:		+/-0.0159						
	TPU:		+/-0.0160						
Rad Gas Flow									
Batch	2814634								
QC1206142807	729010001 DUP								
Strontium-90	U	0.0131	U -0.0222	pCi/g	0			N/A CH7	06/27/2515:44
	Uncert:	+/-0.0521	+/-0.0436						
	TPU:	+/-0.0522	+/-0.0436						
QC1206142808	LCS								
Strontium-90	5.27		6.50	pCi/g		123	(75%-125%)	CH7	06/30/2517:25
	Uncert:		+/-0.297						
	TPU:		+/-1.20						
QC1206142806	MB								
Strontium-90		U	0.0636	pCi/g				CH7	06/27/2515:44
	Uncert:		+/-0.0578						
	TPU:		+/-0.0589						
Rad Liquid Scintillation									
Batch	2814658								
QC1206142880	729010001 DUP								
Tritium	U	-0.0926	U -0.488	pCi/g	0			N/A IT1	07/01/2515:22
	Uncert:	+/-1.36	+/-1.27						
	TPU:	+/-1.36	+/-1.27						
QC1206142882	LCS								
Tritium	44.7		42.1	pCi/g		94	(75%-125%)	IT1	07/01/2516:41
	Uncert:		+/-5.18						

GEL LABORATORIES LLC

2040 Savage Road Charleston SC 29407 - (843) 556-8171 - www.gel.com

QC Summary

Workorder: 729010

Page 2 of 3

Parmname	NOM	Sample Qual	QC	Units	RPD%	REC%	Range	Anlst	Date	Time
Rad Liquid Scintillation										
Batch	2814658									
QC1206142879	MB									
Tritium			U	0.0626	pCi/g			IT1	07/01/25	14:20
		TPU:		+/-10.9						
		Uncert:		+/-1.18						
		TPU:		+/-1.18						
QC1206142881	729010001	MS								
Tritium	90.0	U	-0.0926	83.2	pCi/g	92.4	(75%-125%)	IT1	07/01/25	16:24
		Uncert:	+/-1.36	+/-10.3						
		TPU:	+/-1.36	+/-21.5						

Notes:

TPU and Counting Uncertainty are calculated at the 95% confidence level (1.96-sigma).

The Qualifiers in this report are defined as follows:

- U Analyte was analyzed for, but not detected above the MDL, MDA, MDC or LOD.
- J Value is estimated
- X Consult Case Narrative, Data Summary package, or Project Manager concerning this qualifier
- H Analytical holding time was exceeded
- < Result is less than value reported
- > Result is greater than value reported
- UI Gamma Spectroscopy--Uncertain identification
- BD Results are either below the MDC or tracer recovery is low
- h Preparation or preservation holding time was exceeded
- R Sample results are rejected
- ^ RPD of sample and duplicate evaluated using +/-RL. Concentrations are <5X the RL. Qualifier Not Applicable for Radiochemistry.
- N/A RPD or %Recovery limits do not apply.
- ND Analyte concentration is not detected above the detection limit
- M M if above MDC and less than LLD
- NJ Consult Case Narrative, Data Summary package, or Project Manager concerning this qualifier
- FA Failed analysis.
- UJ Gamma Spectroscopy--Uncertain identification
- Q One or more quality control criteria have not been met. Refer to the applicable narrative or DER.
- K Analyte present. Reported value may be biased high. Actual value is expected to be lower.
- UL Not considered detected. The associated number is the reported concentration, which may be inaccurate due to a low bias.
- L Analyte present. Reported value may be biased low. Actual value is expected to be higher.
- N1 See case narrative
- Y Other specific qualifiers were required to properly define the results. Consult case narrative.
- ** Analyte is a Tracer compound
- M REMP Result > MDC/CL and < RDL
- x Subaliquot was taken. See Case Narrative for details.

GEL LABORATORIES LLC

2040 Savage Road Charleston SC 29407 - (843) 556-8171 - www.gel.com

QC Summary

Workorder: 729010

Page 3 of 3

<u>Parmname</u>	<u>NOM</u>	<u>Sample Qual</u>	<u>QC</u>	<u>Units</u>	<u>RPD%</u>	<u>REC%</u>	<u>Range</u>	<u>Anlst</u>	<u>Date</u>	<u>Time</u>
-----------------	------------	--------------------	-----------	--------------	-------------	-------------	--------------	--------------	-------------	-------------

N/A indicates that spike recovery limits do not apply when sample concentration exceeds spike conc. by a factor of 4 or more or %RPD not applicable.

** Indicates analyte is a surrogate/tracer compound.

^ The Relative Percent Difference (RPD) obtained from the sample duplicate (DUP) is evaluated against the acceptance criteria when the sample is greater than five times (5X) the contract required detection limit (RL). In cases where either the sample or duplicate value is less than 5X the RL, a control limit of +/- the RL is used to evaluate the DUP result.

For PS, PSD, and SDILT results, the values listed are the measured amounts, not final concentrations.

Where the analytical method has been performed under NELAP certification, the analysis has met all of the requirements of the NELAC standard unless qualified on the QC Summary.

SAMPLE RECEIPT & REVIEW FORM

Client: CSIE SDG/AR/COC/Work Order: 729010 GEL PM: 10-5
 Received By: Thyasia Tatum Date Received at GEL: 6/10/25

Carrier (Circle Applicable): FedEx Express FedEx Ground UPS Field Services Courier Client Other: IR Temp gun # IR2-23 Daily Calibration Performed? Y

Tracking Number	Temp (C)	If over 6 °C, check if samples do not require cold preservation (ie radiochem only).	Tracking Number	Temp (C)	If over 6 °C, check if samples do not require cold preservation (ie radiochem only).
<u>882023018273</u>	<u>190</u>		<u>882023018295</u>	<u>180</u>	<input checked="" type="checkbox"/>
			<u>882023018284</u>	<u>190</u>	

Suspected Hazard Information: Yes No *If Net Counts > 100cpm on samples not marked "radioactive", contact the Radiation Safety Group for further investigation.

A) Shipped as a DOT Hazardous? Hazard Class Shipped: UN#: 729010
 B) Did the client designate the samples are to be received as radioactive? If UN2910, Is the Radioactive Shipment Survey Compliant? Yes ___ No ___
 C) Did the RSO classify the samples as radioactive? COC notation or radioactive stickers on containers equal client designation. CPM mR/Hr
 Classified as: Rad 1 Rad 2 Rad 3
 D) Are there any sample hazards to document? If yes, select Hazards below. PCBs Flammable Foreign Soil RCRA Asbestos Beryllium Corrosive Other: CPM
 E) Was a SDS received and reviewed by Lab Safety? Circle Applicable: See additional Comments below. No additional comments needed after review.

Sample Receipt Criteria	Yes	NA	No	Comments/Qualifiers (Required for Non-Conforming Items)
1 Shipping containers received intact and sealed?	<input checked="" type="checkbox"/>	<input checked="" type="checkbox"/>	<input type="checkbox"/>	Circle Applicable: Direct client dropoff Seals broken Damaged container Leaking container Other (describe)
2 Chain of custody documents included with shipment?	<input checked="" type="checkbox"/>	<input checked="" type="checkbox"/>	<input type="checkbox"/>	Circle Applicable: Client contacted and provided COC COC created upon receipt
3 If there are samples requiring cold preservation, did they arrive within (0 < 6 °C)?	<input checked="" type="checkbox"/>	<input checked="" type="checkbox"/>	<input type="checkbox"/>	Preservation Method: <u>Wet Ice</u> Ice Packs Dry Ice None Other: *all temperatures recorded next to tracking numbers are in Celsius
4 Sample containers intact and sealed?	<input checked="" type="checkbox"/>	<input checked="" type="checkbox"/>	<input type="checkbox"/>	Circle Applicable: Seals broken Damaged container Leaking container Other (describe)
5 Samples requiring chemical preservation at proper pH?	<input checked="" type="checkbox"/>	<input checked="" type="checkbox"/>	<input type="checkbox"/>	Preserved per COC request or list Sample IDs and Containers Affected:
6 Do any samples require Volatile Analysis? (If yes, answer all three additional questions.)	<input checked="" type="checkbox"/>	<input checked="" type="checkbox"/>	<input type="checkbox"/>	If Preservation added, Lot#: <u>CPM</u> If Yes, are Encores or Soil Kits present? Yes ___ No ___ (If yes, take to VOA Freezer) Do liquid VOA vials contain acid preservation? Yes ___ No ___ NA ___ (If unknown, select No) Are liquid VOA vials free of headspace? Yes ___ No ___ NA ___ Sample IDs and containers affected:
7 Samples received within holding time?	<input checked="" type="checkbox"/>	<input checked="" type="checkbox"/>	<input type="checkbox"/>	IDs and tests affected:
8 Sample IDs on COC match IDs on bottles?	<input checked="" type="checkbox"/>	<input checked="" type="checkbox"/>	<input type="checkbox"/>	IDs and containers affected:
9 Date & time on COC match date & time on bottles?	<input checked="" type="checkbox"/>	<input checked="" type="checkbox"/>	<input type="checkbox"/>	Circle Applicable: No dates on containers No times on containers COC missing info Other (describe)
10 Number of containers received match number indicated on COC?	<input checked="" type="checkbox"/>	<input checked="" type="checkbox"/>	<input type="checkbox"/>	Circle Applicable: No container count on COC Missing Container (provide details) Other (describe)
11 Are sample containers identifiable as GEL provided by use of GEL labels?	<input checked="" type="checkbox"/>	<input checked="" type="checkbox"/>	<input type="checkbox"/>	
12 COC form is properly signed in relinquished/received sections?	<input checked="" type="checkbox"/>	<input checked="" type="checkbox"/>	<input type="checkbox"/>	Circle Applicable: Not relinquished Other (describe)

Comments:

PM (or PMA) review: Initials AM Date 6/18/25
 Continuation Form Required when selected

List of current GEL Certifications as of 15 July 2025

State	Certification
Alabama	42200
Alaska	17-018
Alaska Drinking Water	SC00012
Arkansas	88-00651
CLIA	42D0904046
California	2940
Colorado	SC00012
Connecticut	PH-0169
DoD ELAP/ ISO17025 A2LA	2567.01
Florida NELAP	E87156
Foreign Soils Permit	525-24-281-19660
Georgia	SC00012
Georgia SDWA	967
Hawaii	SC00012
Idaho	SC00012
Illinois NELAP	200029
Indiana	C-SC-01
Kansas NELAP	E-10332
Kentucky SDWA	KY90129
Kentucky Wastewater	KY90129
Louisiana Drinking Water	LA024
Louisiana NELAP	03046 (AI33904)
Maine	2023019
Maryland	270
Massachusetts	M-SC012
Massachusetts PFAS Approv	Letter
Michigan	9976
Mississippi	SC00012
Nebraska	NE-OS-26-13
Nevada	NV-C24-00175
New Hampshire NELAP	205424
New Jersey NELAP	SC002
New Mexico	SC00012
New York NELAP	11501
North Carolina	233
North Carolina SDWA	45709
North Dakota	R-158
Oklahoma	2023-152
Pennsylvania NELAP	68-00485
Puerto Rico	SC00012
S. Carolina Radiochem	10120002
Sanitation Districts of L	9255651
South Carolina Chemistry	10120001
Tennessee	TN 02934
Texas NELAP	T104704235
Utah NELAP	SC000122024-45
Vermont	VT87156
Virginia NELAP	460202
Washington	C780

**Radiochemistry
Technical Case Narrative
GSI Environmental Inc.
SDG #: 729010**

Product: Dry Weight

Preparation Method: Dry Soil Prep

Preparation Procedure: GL-RAD-A-021 REV# 25

Preparation Batch: 2814193

The following samples were analyzed using the above methods and analytical procedure(s).

<u>GEL Sample ID#</u>	<u>Client Sample Identification</u>
729010001	OW-SED-1-250610
729010002	HV-1-250610
729010003	HV-2-250610
729010004	HV-SED-1-250610
729010005	HV-SED-250610
729010006	D-5/6-SED-250610
729010007	CIT-1-250610
729010008	TF-1-250610
729010009	KC-1-250610
729010010	GF-1-250610
729010011	AT-1-250610
729010012	OS1-SED-1-250610
729010013	SRE-SED-4-250610
729010014	OS357-SED-250610
729010015	RRMDF-SED-D-250610

The samples in this SDG were analyzed on an "as received" basis.

Data Summary:

There are no exceptions, anomalies or deviations from the specified methods. All sample data provided in this report met the acceptance criteria specified in the analytical methods and procedures for initial calibration, continuing calibration, instrument controls and process controls where applicable.

Product: Gammascpec, Gamma, Solid (Standard List)

Analytical Method: DOE HASL 300, 4.5.2.3/Ga-01-R

Analytical Procedure: GL-RAD-A-013 REV# 29

Analytical Batch: 2814544

Preparation Method: Dry Soil Prep

Preparation Procedure: GL-RAD-A-021 REV# 25

Preparation Batch: 2814193

The following samples were analyzed using the above methods and analytical procedure(s).

<u>GEL Sample ID#</u>	<u>Client Sample Identification</u>
729010001	OW-SED-1-250610

729010002	HV-1-250610
729010003	HV-2-250610
729010004	HV-SED-1-250610
729010005	HV-SED-250610
729010006	D-5/6-SED-250610
729010007	CIT-1-250610
729010008	TF-1-250610
729010009	KC-1-250610
729010010	GF-1-250610
729010011	AT-1-250610
729010012	OS1-SED-1-250610
729010013	SRE-SED-4-250610
729010014	OS357-SED-250610
729010015	RRMDF-SED-D-250610
1206142617	Method Blank (MB)
1206142618	729010001(OW-SED-1-250610) Sample Duplicate (DUP)
1206142619	Laboratory Control Sample (LCS)

The samples in this SDG were analyzed on a "dry weight" basis.

Data Summary:

There are no exceptions, anomalies or deviations from the specified methods. All sample data provided in this report met the acceptance criteria specified in the analytical methods and procedures for initial calibration, continuing calibration, instrument controls and process controls where applicable.

Product: GFPC, Sr90, Solid

Analytical Method: EPA 905.0 Modified/DOE RP501 Rev. 1 Modified

Analytical Procedure: GL-RAD-A-004 REV# 23

Analytical Batch: 2814634

Preparation Method: Dry Soil Prep

Preparation Procedure: GL-RAD-A-021 REV# 25

Preparation Batch: 2814193

The following samples were analyzed using the above methods and analytical procedure(s).

<u>GEL Sample ID#</u>	<u>Client Sample Identification</u>
729010001	OW-SED-1-250610
729010002	HV-1-250610
729010003	HV-2-250610
729010004	HV-SED-1-250610
729010005	HV-SED-250610
729010006	D-5/6-SED-250610
729010007	CIT-1-250610
729010008	TF-1-250610
729010009	KC-1-250610
729010010	GF-1-250610
729010011	AT-1-250610
729010012	OS1-SED-1-250610
729010013	SRE-SED-4-250610
729010014	OS357-SED-250610

729010015	RRMDF-SED-D-250610
1206142806	Method Blank (MB)
1206142807	729010001(OW-SED-1-250610) Sample Duplicate (DUP)
1206142808	Laboratory Control Sample (LCS)

The samples in this SDG were analyzed on a "dry weight" basis.

Data Summary:

All sample data provided in this report met the acceptance criteria specified in the analytical methods and procedures for initial calibration, continuing calibration, instrument controls and process controls where applicable, with the following exceptions.

Technical Information

Recounts

Sample 1206142808 (LCS) was recounted due to high recovery. The recount is reported.
 Sample 729010013 (SRE-SED-4-250610) was recounted due to a suspected false positive. The recount is reported.

Product: LSC, Tritium Distillation, Soil

Analytical Method: EPA 906.0 Modified

Analytical Procedure: GL-RAD-A-002 REV# 24

Analytical Batch: 2814658

The following samples were analyzed using the above methods and analytical procedure(s).

<u>GEL Sample ID#</u>	<u>Client Sample Identification</u>
729010001	OW-SED-1-250610
729010002	HV-1-250610
729010003	HV-2-250610
729010004	HV-SED-1-250610
729010005	HV-SED-250610
729010006	D-5/6-SED-250610
729010007	CIT-1-250610
729010008	TF-1-250610
729010009	KC-1-250610
729010010	GF-1-250610
729010011	AT-1-250610
729010012	OS1-SED-1-250610
729010013	SRE-SED-4-250610
729010014	OS357-SED-250610
729010015	RRMDF-SED-D-250610
1206142879	Method Blank (MB)
1206142880	729010001(OW-SED-1-250610) Sample Duplicate (DUP)
1206142881	729010001(OW-SED-1-250610) Matrix Spike (MS)
1206142882	Laboratory Control Sample (LCS)

The samples in this SDG were analyzed on an "as received" basis.

Data Summary:

All sample data provided in this report met the acceptance criteria specified in the analytical methods and procedures for initial calibration, continuing calibration, instrument controls and process controls where applicable, with the

following exceptions.

Preparation Information

Aliquot Reduced

Aliquot volumes were reduced due to the sample matrix.
 Aliquots were reduced due to limited sample volume.

Quality Control (QC) Information

RDL Met

Samples (See Below) did not meet the detection limits due to limited sample volume. Samples were counted the maximum count time in order to achieve the lowest MDAs possible.

Sample	Analyte	Value
1206142879 (MB)	Tritium	Result 0.0626 < MDA 2.07 > RDL 0.2 pCi/g
1206142880 (OW-SED-1-250610DUP)	Tritium	Result -0.488 < MDA 2.28 > RDL 0.2 pCi/g
729010001 (OW-SED-1-250610)	Tritium	Result -0.0926 < MDA 2.42 > RDL 0.2 pCi/g
729010002 (HV-1-250610)	Tritium	Result 0.695 < MDA 2.33 > RDL 0.2 pCi/g
729010003 (HV-2-250610)	Tritium	Result -0.0323 < MDA 2.28 > RDL 0.2 pCi/g
729010004 (HV-SED-1-250610)	Tritium	Result 0.317 < MDA 2.35 > RDL 0.2 pCi/g
729010005 (HV-SED-250610)	Tritium	Result -0.423 < MDA 2.3 > RDL 0.2 pCi/g
729010006 (D-5/6-SED-250610)	Tritium	Result 0.248 < MDA 2.34 > RDL 0.2 pCi/g
729010007 (CIT-1-250610)	Tritium	Result 0.346 < MDA 2.33 > RDL 0.2 pCi/g
729010008 (TF-1-250610)	Tritium	Result 0.599 < MDA 2.3 > RDL 0.2 pCi/g
729010009 (KC-1-250610)	Tritium	Result -0.98 < MDA 2.14 > RDL 0.2 pCi/g
729010010 (GF-1-250610)	Tritium	Result -0.0336 < MDA 2.16 > RDL 0.2 pCi/g
729010011 (AT-1-250610)	Tritium	Result 0.867 < MDA 2.21 > RDL 0.2 pCi/g
729010012 (OS1-SED-1-250610)	Tritium	Result 0.148 < MDA 2.22 > RDL 0.2 pCi/g
729010013 (SRE-SED-4-250610)	Tritium	Result -0.476 < MDA 2.23 > RDL 0.2 pCi/g
729010014 (OS357-SED-250610)	Tritium	Result 0.71 < MDA 2.23 > RDL 0.2 pCi/g
729010015 (RRMDF-SED-D-250610)	Tritium	Result -0.114 < MDA 2.26 > RDL 0.2 pCi/g

Samples (See Below) did not meet the detection limits due to the small sample aliquots used. The aliquots were reduced due to the matrix of the samples. The samples were counted the maximum count time in order to achieve the lowest possible MDAs.

Sample	Analyte	Value
1206142879 (MB)	Tritium	Result 0.0626 < MDA 2.07 > RDL 0.2 pCi/g
1206142880 (OW-SED-1-250610DUP)	Tritium	Result -0.488 < MDA 2.28 > RDL 0.2 pCi/g
729010001 (OW-SED-1-250610)	Tritium	Result -0.0926 < MDA 2.42 > RDL 0.2 pCi/g
729010002 (HV-1-250610)	Tritium	Result 0.695 < MDA 2.33 > RDL 0.2 pCi/g
729010003 (HV-2-250610)	Tritium	Result -0.0323 < MDA 2.28 > RDL 0.2 pCi/g

729010004 (HV-SED-1-250610)	Tritium	Result 0.317 < MDA 2.35 > RDL 0.2 pCi/g
729010005 (HV-SED-250610)	Tritium	Result -0.423 < MDA 2.3 > RDL 0.2 pCi/g
729010006 (D-5/6-SED-250610)	Tritium	Result 0.248 < MDA 2.34 > RDL 0.2 pCi/g
729010007 (CIT-1-250610)	Tritium	Result 0.346 < MDA 2.33 > RDL 0.2 pCi/g
729010008 (TF-1-250610)	Tritium	Result 0.599 < MDA 2.3 > RDL 0.2 pCi/g
729010009 (KC-1-250610)	Tritium	Result -0.98 < MDA 2.14 > RDL 0.2 pCi/g
729010010 (GF-1-250610)	Tritium	Result -0.0336 < MDA 2.16 > RDL 0.2 pCi/g
729010011 (AT-1-250610)	Tritium	Result 0.867 < MDA 2.21 > RDL 0.2 pCi/g
729010012 (OS1-SED-1-250610)	Tritium	Result 0.148 < MDA 2.22 > RDL 0.2 pCi/g
729010013 (SRE-SED-4-250610)	Tritium	Result -0.476 < MDA 2.23 > RDL 0.2 pCi/g
729010014 (OS357-SED-250610)	Tritium	Result 0.71 < MDA 2.23 > RDL 0.2 pCi/g
729010015 (RRMDF-SED-D-250610)	Tritium	Result -0.114 < MDA 2.26 > RDL 0.2 pCi/g

Certification Statement

Where the analytical method has been performed under NELAP certification, the analysis has met all of the requirements of the NELAC standard unless otherwise noted in the analytical case narrative.

2025 MONITORING REPORT
AJU Brandeis-Bardin Campus
Brandeis, CA

ATTACHMENT B

Data Validation Summary

ATTACHMENT B

Data Validation Summary AJU Brandeis-Bardin Campus Brandeis, California

Analytical results for soil, sediment, water, and fruit samples collected during the 2025 sampling event at the AJU Brandeis-Bardin Campus are tabulated and presented on Tables 2 through 7. The analytical results were reviewed in accordance with the following documents:

- 2020 National Functional Guidelines for Inorganic Superfund Methods Data Review published by the USEPA.
- 2020 National Functional Guidelines for Organic Superfund Methods Data Review published by the USEPA.
- 2004 Multi-Agency Radiological Laboratory Analytical Protocols Manual published by the USEPA et al.

The review of the analytical results indicated the following:

Soil, Sediment, and Water Samples

Analytical results reported by the laboratory between the reporting limit (RL) and method detection limit (MDL) for a compound were flagged with a "J", indicating the results are estimated quantities.

For the soil and sediment sample analyses, antimony was recovered in the matrix spike (MS) and matrix spike duplicate (MSD) samples, and perchlorate was recovered in the MS sample, below the laboratory recovery limits. In addition, the RPD for the MS/MSD recoveries of mercury was greater than the laboratory limit. However, sample matrix interference and/or non-homogeneity of the spiked sediment samples are suspected because the recoveries of the associated laboratory control samples (LCS) were within laboratory acceptance limits. Therefore, no qualification of the antimony, perchlorate, and mercury data for the soil and sediment samples is required.

Fruit Samples

Analytical results reported by the laboratory between the RL and MDL for a compound were flagged with a "J", indicating the results are estimated quantities.

Perchlorate was recovered in the MS/MSD below 30%. Perchlorate was not detected in any of the fruit samples. The non-detected perchlorate results are flagged with "UJ" indicating the reported MDL is approximate and may be inaccurate or imprecise.

Antimony, nickel, and zinc were detected in the laboratory method blank for the fruit samples. All detections of antimony, nickel, and zinc in fruit samples are flagged with a "B" by the analytical laboratory indicating the detections are associated with the presence of these metals in the laboratory method blank sample.

All analytical results for the soil, sediment, water, and fruit samples are considered usable, and data quality is judged to be adequate for the intended purpose.